SPECIALIST DOWNLIGHTS

DECEMBER 2018

inox
LIGHTING
INNOVATORS

INCASSI - DOWNLIGHTERS

CI p.354

p.358

p.358

p.359

p.298

p.297

NYX p.363

p.368

p.369

p.362

p.362

p.363

p.364

p.364

p.375

p.380

p.380

p.381

p.381

p.382

p.382

p.383

p.383

p.385

p.391

TWENTY7 p.394

p.403

p.403

p.404

p.404

p.405

p.405

p.406

p.406

p.407

p.409

p.409

p.410

p.410

p.411

p.411

p.411

p.412

p.412

p.415

p.415

p.416

p.416

p.417

p.417

p.417

p.418

p.418

LIGHT DRUM p.421

p.421


p.421

p.421

LEVA QUADRA p.372 NEW

p.374

p.374

p.375

p.375

MOVE p.422

p.429

p.429

p.432

p.433

p.432

p.433

p.434

p.435

p.436

p.435

p.436

p.437

MINI SIGHT p.444

p.452

p.452

p.453

p.453

p.456

p.456

p.457

p.457

SIGHT p.460 NEW

p.462

p.462

p.462

p.464

p.464

p.464

INCAS LED p.467 NEW

p.469

p.469

p.469

INCAS SPOT p.470

p.476

p.476

p.476

p.476

p.478

p.478

p.478

p.478

MINIFRAME p.480

p.482

p.482

p.483

HIDE SYSTEM p.486

p.488

p.488

p.488

p.488

INCAS 45-90 p.426

p.496

p.496

p.497

p.497

STEP p.500

p.504

p.504

p.504

WINDOW p.506

p.510

p.511

p.510

p.511

Apparecchio da incasso a parete e soffitto, fisso o orientabile (355° sull'asse verticale e +/- 45° su quello orizzontale) per sorgente LED integrata o per lampade alogene/LED, QR-CB 51, QR-LP 111 12V/230V , QPAR16 230V/240V. Alimentazione remota disponibile come accessorio. Corpo, cornice di battuta super-slim larghezza 18 mm e gruppo ottico in metallo verniciato o cromato. Installabile anche in pareti e soffitti in calcestruzzo mediante apposita cassaforma in lamiera zincata o in alluminio disponibile come accessorio. Grado di protezione IP20.

Recessed downlight for wall and ceiling installation, fix or adjustable for integrated LED source or for halogen/LED, QR-CB 51, QR-LP 111 12V/230V, QPAR16 lamps. Remote power supply available as an accessory. Body, super-slim 18mm. width frame and optic group in painted or chromed metal. It can also be installed in concrete or brick walls through specific galvanized steel or aluminium made wall-box, available as an accessory. Degree of protection IP20.

Einbau-Downlight für Wand- und Deckenmontage, fest oder orienterbar (355° vertikal und ±45) umdiehorizontale achse für integrierte LED-Lampe oder für Halogen-/LED-Lampen des Typs QRCB 35, QR-CB 51, QR-LP 111 12V/230V, QPAR16 230 V/240 V. Zu ergänzen um transformer oder stevergeät. Körper, superschlanker Rahmen (18mm) und Optik aus lackiertem oder verchromtem Metall. Geeignet für den Einbau in Beton oder Mauerwerk bei Verwendung des als Zubehör erhältlichen speziellen Einbaugehäuses aus verzinktem Stahl oder Aluminium. Schutzart IP20.

Lampara emportable por la pared y el techo, fijo o ajustable para bombilla LED integrada o halogeno/ /LED, QR-CB 51, QR-LP 111 12V/230V , QPAR16. Reactancia remota disponible como accesorio. Cuerpo y marco super-slim, ancho 18mm y optica en metal pintado o cromado. Tambien puede ser instalado en paredes y techos de hormigon usando una caja en lamina de zinc o de aluminio, disponible como accesorio. Grado de proteccion IP20.

Spot encastrable pour une installation au mur et au plafond, fixe ou réglable (355° à la verticale et +/-45° à l'horizontale) pour une source LED intégrée ou pour les lampes halogènes/ LED QR-CB 35, QR-CB 51, QR-LP 111 de 12 V/230 V, QPAR16 230 V/240 V. Alimentation à distance disponible comme un accessoire. Corps, colerette "super-slim" d'une largeur de 18 mm et groupe optique en métal peint ou chromé. Il peut également être installé dans des murs en béton ou en briques grâce à via un boîtier mural spécifique en aluminium ou en tôle galvanisée, disponible comme un accessoire. Degré de protection IP20.

CI

CASCIOLI CONCESSIONARIA BMW SAN BENEDETTO DEL TRONTO – ITALY
PHOTO ER STUDIO

X3

CI 35 FISSO
Fixed

9-25 | Ø 56

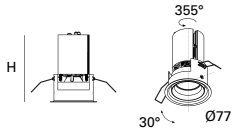

	W	mA	K	lm/Led	lm product / F 28°	CRI	A	Dim.	L.mm	Kg	CODE		Col.
LED 50000h L90 B10 ta 25°C	5	500	3000	395	310	95	A	ø64	75	0.13	LT1167.930F	/	01 02 12

A+ LED IP20 CE

Accessori - accessories
LT9061: cassaforma CI35/35F - wallbox CI35 e CI35/35F

CI 50 FISSO
Fixed

9-25 | Ø 70

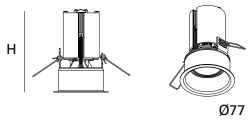

	W	mA	K	lm/Led	lm product / F 24°	W 36°	CRI	A	Dim.	L.mm	CODE	K			Col.
LED 3SDCM 50000h L90 B10 ta 25°C	6,8	350	3000	494	330	450	>90	A	ø78	130	LT1165.9	30	F	/	01
		350	4000	544	363	496						40	W		02

A+ LED IP20 CE

	W	mA	K	lm/Led	lm product / F 27°	W 46°	CRI	A	Dim.	L.mm	CODE	K			Col.
LED 2SDCM 50000h L90 B10 ta 25°C	12	350	2700	1325	1261	1265	>90	B	ø78	130	LT1166.9	27	F	/	01
			3000	1350	1285	1289						30	W		02
			4000	1400	1333	1337						40			
	18	500	2700	1620	1546	1550	>90	A	ø78	130					
			3000	1650	1575	1579									
			4000	1750	1670	1675									

A+ LED 500 mA dc IP20 CE

	W	mA	K	lm/Led	lm product / W 38°	CRI	Dali	A	Dim.	L.mm	CODE		Col.
LED Warm Dimming 1800-3000K	12	350	3000	1045	936	>90	x	WD	ø78	130	LT1166.WDW	/	01 02

A+ LED IP20 CE

Dimmerabile da 3000K a 1800K Alimentatore da abbinare AE1050.18CD.MP | Power supplier AE1050.18CD.MP

	W	A	Dim.	L.mm	CODE		Col.
QR-CB51 GU5,3 12V	1 x max 50	A	ø78	75	LT1164	/	01 02

12V dc IP20 CE

A→D

	W	Dim.	L.mm	CODE		Col.
QPAR16 GU10 230V	1 x max 50	ø78	75	LT1165	/	01 02

230V dc IP20 CE

A→D

Accessori - accessories
LT9062: cassaforma CI50/50F - wallbox CI50 e CI50/50F

K ° Kelvin

Fascio / Beam

Col. Colori / Finishings

- 01 - bianco - white
- 02 - nero - black
- 03 - cromo - chrome

Accessori | Accessories

LT906# / LT6000 cassaforme

page 295

Dati fotometrici
Photometric data

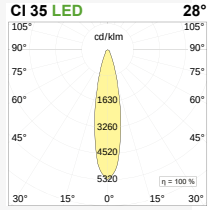

CI 35 ORIENTABILE
DIRECTIONAL

9-20 Ø 56

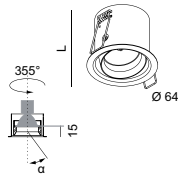

	W	mA	K	lm/Led	lm product	CRI	A	Dim.	H	α	Kg	CODE		Col.
LED 50000h L90 B10 ta 25°C	5	500	3000	395	310	95	A	ø64	75	10	0,12	LT1163.930S	/	01 02 03

Accessori - accessories
LT9061: cassaforma CI35/35F - wallbox CI35 e CI35/35F

CI 50 ORIENTABILE LED
DIRECTIONAL

9-20 Ø70

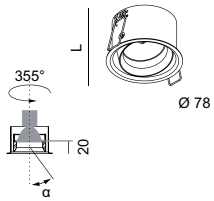

	W	mA	K	lm/Led	F 24°	W 36°	CRI	A	Dim.	L.mm	α	CODE	K	∡		Col.
					lm product / ∡											
LED 3SDCM 50000h L90 B10 ta 25°C	6,8	350	3000	494	330	450	>90	A	ø78	110	15	LT1161.9	30	F	/	01
		350	4000	544	363	496							40	W		02 03

	W	mA	K	lm/Led	F 27°	W46°	CRI	A	Dim.	L.mm	α	CODE	K	∡		Col.
					lm product / ∡											
LED 2SDCM 50000h L90 B10 ta 25°C	12	350	2700	1325	1261	1265	>90	B	ø78	130	15	LT1168.9	27 30 40	F W	/	01 02 03
		350	3000	1350	1285	1289										
		350	4000	1400	1333	1337										
		500	2700	1620	1546	1550										
	18	500	3000	1650	1575	1579	>90	A	ø78	130	15	LT1168.9				
		500	4000	1750	1670	1675										

	W	mA	K	lm/Led	W 38°	CRI	Dali	A	Dim.	L.mm	α	CODE		Col.
					lm product / ∡									
LED Warm Dimming 1800-3000K	12	350	3000	1045	936	>90	x	WD	ø78	130	15	LT1168.WDW	/	01 02 03

Dimmerabile da 3000K a 1800K Alimentatore da abbinare AE1050.18CD.MP | Power supplier AE1050.18CD.MP

	W	A	Dim.	L.mm	CODE		Col.
QR-CB51 GU5,3 12V	1x max 50	A	ø78	80	LT1160	/	01 02 03

	W	Dim.	L.mm	CODE		Col.
QPAR16 GU10 230V	1x max 50	ø78	90	LT1161	/	01 02 03

Accessori - accessories
LT9062: cassaforma CI50/50F - wallbox CI50 e CI50/50F

DATI FOTOMETRICI
PHOTOMETRIC DATA

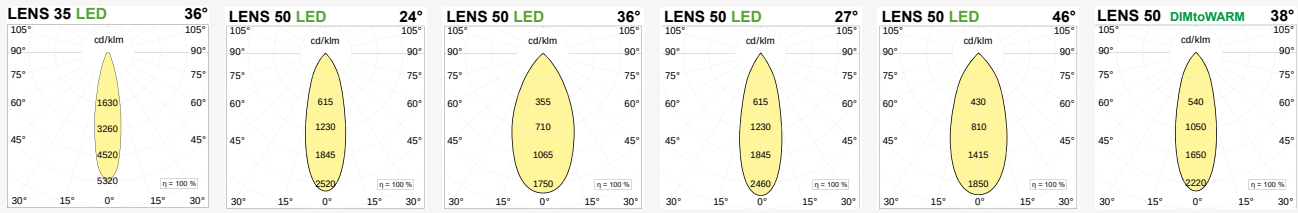

CI 111 ORIENTABILE

9-20 133

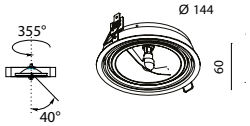

	W	A	Dim.	H	Kg	CODE					Col.
QR-LP 111 G53 12V	1x max 100	B	ø144	60	0.23	LT6000				/	01 02

Accessori - accessories
LT6000.CC: cassaforma CI 111 - wallbox CI 111

Col. COLORI / FINISHINGS

- **01** - bianco - white - blanco
- **02** - nero - black - negro

ACCESSORI | ACCESSORIES

LT6000
cassaformA

CASSAFORMA CI35 E CI50

WALLBOX

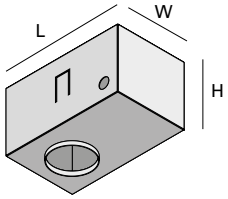

	Dim.mm	Hmm	CODE
CI35	L 190 x W 114	80	**LT9061**
CI50	L 208 x W 140	120	**LT9062.1**

Cassaforma in lamiera zincata per installazione in laterizio o calcestruzzo - galvanized metal wallbox for installing in brick or reinforced concrete

CASSAFORMA CI111

WALLBOX

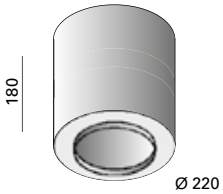

	Dim.mm	Hmm	CODE
	ø220	180	**LT6000.CC**

Cassaforma in lamiera zincata per installazione in laterizio o calcestruzzo - galvanized metal wallbox for installing in brick or reinforced concrete

Apparecchio da incasso a soffitto, rasato a scomparsa totale, trimless, di forma tonda e quadrata, fisso e orientabile, per illuminazione d'accento o diffusa. Sorgente luminosa in posizione arretrata antiabbagliamento. Gruppo ottico orientabile di 355° sull'asse verticale e di +/- 20° su quello orizzontale. Disponibile nelle versioni per installazione in cartongesso o in laterizio e calcestruzzo. Con sorgente LED integrata o per lampade alogene/QR-CB 51 e QR-LP 111 12V/230V, QPAR16 230V/240V. Nella versione LED integrato riflettore metallizzato in alluminio puro 99,9%. Corpo e gruppo ottico in alluminio verniciato. Alimentazione remota disponibile come accessorio. Grado di protezione IP20/IP23/IP54.

Round or square, fix or directional, trimless recessed downlight for ceiling installation, for accent or diffused lighting. Light source in recessed position for anti-glare lighting. Available both in plasterboard false-ceiling and in concrete/brick wall installation version. For integrated LED source or for 12V/230V QR-CB 51 and QR-LP 111 or 230V QPAR16 GU10 halogen/led lamps . Body and optical group in painted aluminum. Version with Integrated Chip On Board LED source provided with 99,99% pure aluminum coated reflector. Directional versions: optical group adjustable 355° horizontally and +/- 20° vertically. Remote power-supply available as an accessory. Degree of protection IP20/IP23/IP54.

Rundes oder quadratisches, festes oder ausrichtbares, randloses Einbau-Downlight für Decken- und Wandmontage, für akzentuierte Beleuchtung. Lampe tief eingelassen für blendfreie Beleuchtung. Optik um 350° vertikal und um ±20° horizontal verstellbar Erhältlich in Ausführungen für den Einbau in Hohldecken aus Gipskarton und für den Einbau in Mauerwerk. Für integrierte LED-Lampe oder für Halogen-/LED-Lampen des Typs QR-CB 35, QR-CB 51 und QRLP 111 (12 V/230 V) oder QPAR16 GU10 (230/240 V). Die LED Version ist mit einem Metallreflector ausreinem Aluminium 99,9% ausgestattet. Körpar und Optik aus lackiertem Aluminium. ferspeisung als Zubehör erhältlich. Schutzart IP20/IP23/IP54.

NYX

Aparato para empotrar en el techo con marco de tope, fijo y orientable, para iluminación de realce o difusa. Fuente luminosa con posición retrasada antideslumbramiento. Grupo óptico orientable de 355° en el eje vertical y de +/- 20° en el horizontal. Disponible en las versiones para instalación en placas de yeso o en ladrillo y hormigón. Con fuente LED Chip On Board integrada o para lámparas halógenas/led QR-CB 51 y QPAR16 230V/240V. En la versión LED integrado reflector metalizado de aluminio puro 99,9%. Cuerpo y grupo óptico de aluminio pintado. Alimentación remota disponible como accesorio. Grado de protección IP20/IP23/IP54.

Spot encastrable sans colerette rond ou carré, fixe ou directionnel, pour un éclairage d'accent diffus ou. Source lumineuse en position arriérée pour un éclairage anti-éblouissement. Groupe optique réglable de 350° à la verticale et de +/-20° à l'horizontale. Disponible en version de faux-plafond en placo-plâtre ou en version à installer dans des murs en béton ou en briques. Pour une source LED intégrée ou pour les lampes halogènes/LED de 12 V/230 V QR-CB 35, QR-CB 51 et QR-LP 111 ou de 230 V QPAR16 GU10 230 V/240V dans la version avec led integré, réflecteur métallisé en alluminium pur 99,9% Corps et groupe optique en aluminium peint. Alimentation à distance disponible comme un accessoire. Degré de protection IP20/IP23/IP54.

NYX

NYX TRIMLESS

NYX è una gamma di apparecchi da incasso, fissi e orientabili, declinata nelle versioni a scomparsa totale, con cornice di battuta e nell'originale veste TUBE, dotata di un cilindro estraibile che permette di scegliere tra diverse configurazioni estetiche.
La gamma è proposta nelle forme quadrata e tonda, in un'ampia scelta di dimensioni. Sono previsti sia LED integrati che portalampada per sorgenti alogene e LED.

NYX is a range of recessed, fixed and directional lights, provided in fully recessed versions, with an extruded profile and in the original TUBE form, with a removable cylinder to let you choose between different aesthetic configurations.
The range comes in square and round shapes, with a wide choice of sizes. The products are designed for integrated LED and halogen sockets for LED and halogen sources.

NYX FRAME

NYX DIFFUSED

NYX TUBE

NYX TRIMLESS

NYX Q35 TRIMLESS FISSO

FIXED

13 | 54x54 | Ø 40

CASSA TRIMLESS PER CARTONGESSO OBBLIGATORIA - COMPULSORY TRIMLESS BOXFOR PLASTERBOARD

		Dim.	H	Kg	CODE		Col.
		50x50	90	0,18	LTN01A	/	01 02 49

GRUPPO OTTICO - OPTIC GROUP

	W	mA	K	lm/Led	lm product / F 28°	CRI	A	Dim.	H	Kg	CODE	K			Col.
LED 50000h L90 B10 ta 25°C	5	500	3000	395	316	>90	5.1	Ø40	90	0,10	LTN01K.930F			/	01 02 49

A+ | LED IP20 | 500 mA dc | III | A | IP20 IP54 | CE

Non installabile a laterizio | Not suitable for bricwall
Cassa obbligatoria LTN01A - Compulsory box LTN01A

K ° KELVIN

FASCIO / BEAM

Col. COLORI / FINISHINGS

- **01** - bianco - white
- **02** - nero - black
- **49** - moka

DATI FOTOMETRICI | PHOTOMETRIC DATA

LENS 35 LED **36°**

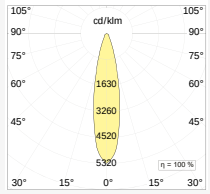

VERSIONI OPZIONALI | OPTIONAL VERSION

D DIMMERABILE DALI
DIMMABLE DALI

ACCESSORI | ACCESSORIES



L050#: lenti - lenses page 392

NYX Q50 TRIMLESS FISSO

FIXED

13 | 74x74 | Ø 55

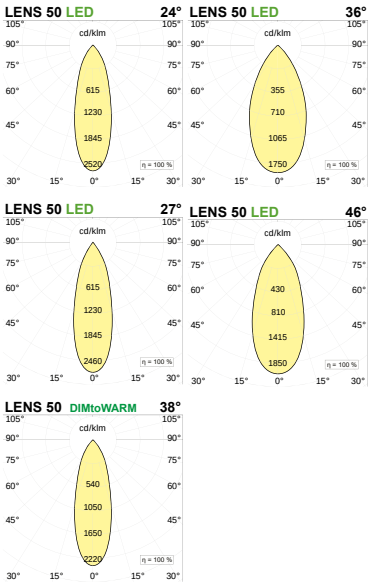

CASSA OBBLIGATRIA PER CARTONGESSO - COMPULSORY BOX FOR PLASTERBOARD

Dim.	H	Kg	CODE		Col.
70x70	43	0,18	LTN02A	/	01 02 49

GRUPPI OTTICI - OPTIC GROUP

80 | 355° | 30° | Ø60

	W	mA	K	lm/Led	lm product / F 24°	lm product / W 36°	CRI	A	Dim.	H	Kg	CODE	K	∠		Col.
LED 3SDCM 50000h L90 B10 ta 25°C	6,8	350	3000	494	330	450	>90	3.1	70x70	115	0,19	LTN08K.9	30	F	/	01
		350	4000	544	363	496							40	W		02 49

A+ | LED 2SDCM | IP20 IP54 | CE

Non installabile a laterizio | Not suitable for bricwall
Cassa obbligatoria LTN02A - Compulsory box LTN02A

66 | 355° | 30° | Ø60

	W	mA	K	lm/Led	lm product / F 27°	lm product / W 46°	CRI	A	Dim.	H	Kg	CODE	K	∠		Col.
LED 2SDCM 50000h L90 B10 ta 25°C	12	350	2700	1325	1261	1265	>90	3.2	70x70	135	0,22	LTN10K.9	27	F	/	01
		350	3000	1350	1285	1289							30	W		02
		350	4000	1400	1333	1337							40			49
		500	2700	1620	1546	1550										
	18	500	3000	1650	1575	1579	>90	5.1								
		500	4000	1750	1670	1675										

A+ | LED 2SDCM | 500 mA dc | 350 mA dc | IP20 IP54 | CE

Non installabile a laterizio | Not suitable for bricwall
Cassa obbligatoria LTN02A - Compulsory box LTN02A

	W	mA	K	lm/Led	lm product / W 38°	CRI	Dali	A	Dim.	H	Kg	CODE		Col.
LED Warm Dimming 1800-3000K	12	350	3000	1045	936	>90	x	WD	70x70	135	0,22	LTN10K.WDW	/	01 02 49

LED 2SDCM | IP20 IP54 | CE

Non installabile a laterizio | Not suitable for bricwall
Cassa obbligatoria LTN02A - Compulsory box LTN02A

A+

Dimmerabile 3000K/1800K- Dimmable 3000K/1800K
Alimentatore da abbinare AE1050.18CD.MP | Power supplier AE1050.18CD.MP

CASSA OBBLIGATRIA PER CARTONGESSO - COMPULSORY BOX FOR PLASTERBOARD

Dim.	H	Kg	CODE		Col.
70x70	43	0,18	LTN02A	/	01 02 49

CASSA OBBLIGATRIA PER LATERIZIO - COMPULSORY BOX FOR BRICK WALL

Dim.	H	Kg	CODE		Col.
50x50	120	0,18	LTN12A	/	01 02 49

GRUPPI OTTICI - OPTIC GROUP

66 | 355° | 30° | Ø60

	W	A	Dim.	H	Kg	CODE		Col.
QR-CB51 GU5,3 12V	1 x max 50	T.1	70x70	95	0,09	LTN14K	/	01 02 49

A+D | 12V ac | IP20 IP54 | CE

Cassa obbligatoria LTN02A o LTN12A - Compulsory box LTN02A or LTN12A

66 | 355° | 30° | Ø60

	W	Dim.	H	Kg	CODE		Col.
QPAR16 GU10 230V	1 x max 50	70x70	105	0,09	LTN16K	/	01 02 49

A+D | 220-240V 50-60 Hz | IP20 IP54 | CE

Cassa obbligatoria LTN02A o LTN12A - Compulsory box LTN02A or LTN12A

NYX T35F TRIMLESS FISSO

FIXED

13-20 | Ø 65 | Ø 40

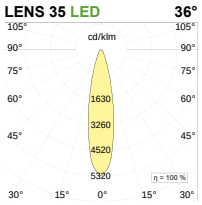

CASSA OBBLIGATRIA PER CARTONGESSO - COMPULSORY BOX FOR PLASTERBOARD

	Dim.	CODE
	ø40	LTN03A

GRUPPI OTTICI - OPTIC GROUP

	W	mA	K	lm/Led	lm product / ∠ F 28°	CRI	A	Dim.	H	Kg	CODE		Col.
LED 50000h L90 B10 ta 25°C	5	500	3000	395	310	95	5.1	ø40	80	0,11	LTN30K.930F	/	01 02 49

A+ IP20 IP54 LED 500 mA dc CE

Non installabile a laterizio | Not suitable for bricwall
Cassa obbligatoria LTN03A - Compulsory box LTN03A

Medium Density Residential – Sydney Australia
Architect: Squillace Architects
Lighting: Gineico Lighting

NYX T50F TRIMLESS FISSO

FIXED

13-20 | Ø 75 | Ø 55

CASSA OBBLIGATRIA PER CARTONGESSO - COMPULSORY BOX FOR PLASTERBOARD

Dim.	Kg	CODE
ø75	0,10	LTN04A

GRUPPI OTTICI - OPTIC GROUP

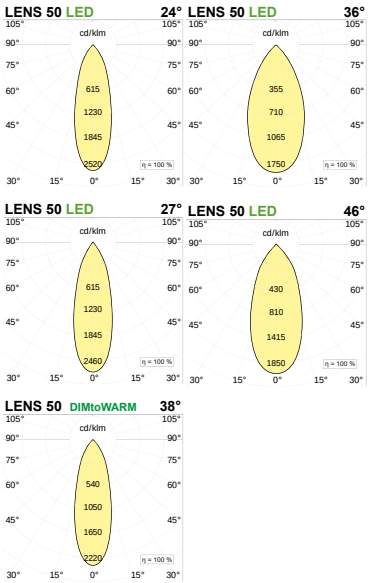

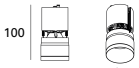

100 | Ø55

	W	mA	K	lm/Led	lm product / ∠ F 24°	lm product / ∠ W 36°	CRI	A	Dim.	H	Kg	CODE	K	∠		Col.
LED 3SDCM 50000h L90 B10 ta 25°C	6,8	350	3000	494	330	450	>90	3.1	ø55	105	0,28	LTN48K.9	30	F	/	01
		350	4000	544	363	496							40	W		02 49

A+ | IP20 IP54 | LED mod | III | A | CE

Non installabile a laterizio | Not suitable for bricwall
Cassa obbligatoria LTN04A - Compulsory box LTN04A

130 | Ø55

	W	mA	K	lm/Led	lm product / ∠ F 27°	lm product / ∠ W 46°	CRI	A	Dim.	H	Kg	CODE	K	∠		Col.
LED 2SDCM 50000h L90 B10 ta 25°C	12	350	2700	1325	1261	1265	>90	3.2	ø55	125	0,30	LTN50K.9	27	F	/	01
			3000	1350	1285	1289							30	W		02
			4000	1400	1333	1337							40			49
			2700	1620	1546	1550										
	18	500	3000	1650	1575	1579		5.1								
			4000	1750	1670	1675										

A+ | LED mod | 350 mA dc | III | A | IP20 IP54 | CE

Non installabile a laterizio | Not suitable for bricwall
Cassa obbligatoria LTN04A - Compulsory box LTN04A

	W	mA	K	lm/Led	lm product / ∠ W 38°	CRI	Dali	A	Dim.	H	Kg	CODE		Col.
LED Warm Dimming 1800-3000K	12	350	3000	1045	936	>90	x	WD	ø55	125	0,30	LTN50K.WDW	/	01 02 49

LED mod | III | A | IP20 IP54 | CE

Non installabile a laterizio | Not suitable for bricwall
Cassa obbligatoria LTN04A - Compulsory box LTN04A

A+ Dimmerabile 3000K/1800K- Dimmable 3000K/1800K Alimentatore da abbinare AE1050.18CD.MP | Power supplier AE1050.18CD.MP

Accessori - accessories : L050# lente - lens

CASSA OBBLIGATRIA PER CARTONGESSO - COMPULSORY BOX FOR PLASTERBOARD

Dim.	Kg	CODE
ø75	0,10	LTN04A

CASSA OBBLIGATRIA PER LATERIZIO - COMPULSORY BOX FOR BRICK WALL

Kg	CODE
0,50	LTN14A

75 | Ø55

	W	A	Dim.	H	Kg	CODE		Col.
QR-CB51 GU5,3 12V	1 x max 50	T.1	ø55	85	0,20	LTN54K	/	01 02 49

A+D | 12V ac | III | A | IP20 IP54 | CE

Cassa obbligatoria LTN04A o LTN14A - Compulsory box LTN04A or LTN14A

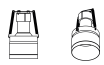

75 | Ø55

	W	Dim.	H	Kg	CODE		Col.
QPAR16 GU10 230V	1 x max 50	ø55	95	0,21	LTN56K	/	01 02 49

A+D | 220 240V 50-60 Hz | IP20 IP54 | CE

Cassa obbligatoria LTN04A o LTN14A - Compulsory box LTN04A or LTN14A

Accessori - accessories : L050# lente - lens

NYX T80F
FIXED

13-20 | Ø 110 | Ø 90

CASSA OBBLIGATRIA PER CARTONGESSO - COMPULSORY BOX FOR PLASTERBOARD

Dim.	Kg	CODE
ø90	0,15	LTN06A

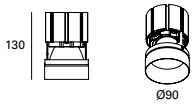

GRUPPO OTTICO - OPTIC GROUP

	W	mA	K	lm/Led	S 15°	F 24°	W 38°	CRI	A	Dim.	H	Kg	CODE	K	∠		Col.
				lm product / ∠													
LED 3SDCM 50000h L90 B10 ta 25°C	17	500	3000	1925	1546	1645	1730	95	5.4	ø90	165	0,80	LTN20K.9	30 40	S F W	/	01 02 49
			4000	2115	1699	1807	1901										
	24,3	700	3000	2545	2045	2160	2250		7.3								
			4000	2800	2250	2376	2475										

A+ | IP20 IP54 | LED | 500 mA dc | CE

Non installabile a laterizio | Not suitable for bricwall
Cassa obbligatoria LTN06A - Compulsory box LTN06A

Accessori - accessories : L074# lenti - lenses

NYX T111F
FIXED

13-20 | Ø 135 | Ø 120

CASSA OBBLIGATRIA PER CARTONGESSO - COMPULSORY BOX FOR PLASTERBOARD

Dim.	Kg	CODE
ø135	0,10	LTN07A

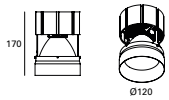

GRUPPI OTTICI - OPTIC GROUP

	W	mA	K	lm/Led	S 16°	F 25°	W 40°	CRI	A	Dim.	H	Kg	CODE	K	∠		Col.
				lm product / ∠													
LED 3SDCM 50000h L90 B10 ta 25°C	24,3	700	3000	2545	2045	2160	2250	95	7.3	ø120	180	1,43	LTN70K.9	30 40	S F W	/	01 02 49
			4000	2800	2250	2376	2475		10.1								
	37,5	1050	3000	3785	3153	3158	3174		7.3								
			4000	4155	3461	3467	3485		10.1								

A+ | IP20 IP54 | LED | 1050 mA dc | 700 mA dc | CE

Non installabile a laterizio | Not suitable for bricwall
Cassa obbligatoria LTN07A - Compulsory box LTN07A

Accessori - accessories : L111# lenti - lenses



CASSA OBBLIGATRIA PER CARTONGESSO - COMPULSORY BOX FOR PLASTERBOARD

Dim.	Kg	CODE
ø135	0,10	LTN07A

CASSA OBBLIGATRIA PER LATERIZIO - COMPULSORY BOX FOR BRICK WALL

CODE
LTN17A

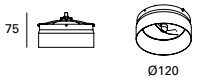

GRUPPO OTTICO - OPTIC GROUP

	W	A	Dim.	H	Kg	CODE		Col.
QR-LP 111 G53 12V	1 x max 60 led/Halo	T.2	ø120	70	0,50	LTN76K	/	01 02 49

B→C | 12V ac | IP20 IP54 | CE

Cassa obbligatoria LTN07A o LTN17A - Compulsory box LTN07A or LTN17A

Accessori - accessories : L111# lenti - lenses

NYX T35D TRIMLESS ORIENTABILE

DIRECTIONAL

13-20 | Ø 75 | Ø 40

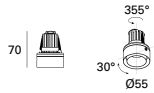

CASSA OBBLIGATORIA PER CARTONGESSO - COMPULSORY BOX FOR PLASTERBOARD

	Dim. mm	Kg	CODE
	ø75	0,10	LTN04A

GRUPPO OTTICO - OPTIC GROUP

	W	mA	K	lm/Led	lm product / ∠ F 28°	CRI	A	Dim mm	H mm	Kg	CODE	
LED 50000h L90 B10 ta 25°C	5	500	3000	395	316	95	5.1	ø55	70	0,15	LTN40K930F	01 02 49

A+ LED 500 mA dc IP20 CE

Non installabile a laterizio | Not suitable for bricwall
Cassa obbligatoria LTN04A - Compulsory box LTN04A

DOWNLIGHTERS

HOW TO CREATE THE CODE:

COMPULSORY CHOICE

CODE	K	∠		Col.
###	30 40	S F	/	01 02
BASE CODE	KELVIN	FASCIO/BEAM		COLOUR

K ° KELVIN

∠ FASCIO / BEAM

Col. COLORI / FINISHINGS

- **01** - bianco - white
- **02** - nero - black
- **49** - moka

ACCESSORI | ACCESSORIES

L074# L111#: lenti - lenses page 392

DATI FOTOMETRICI | PHOTOMETRIC DATA

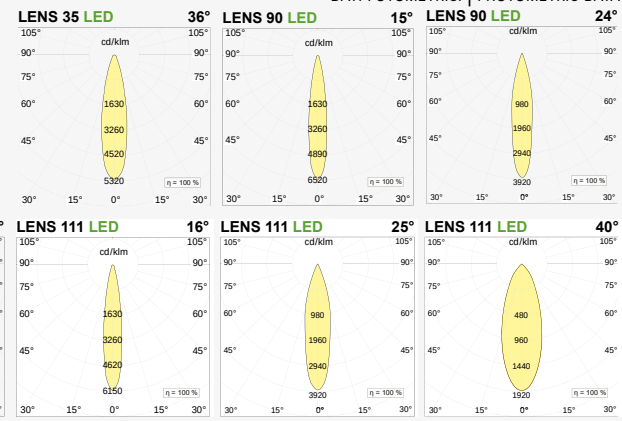

NYX T50D TRIMLESS ORIENTABILE

DIRECTIONAL - AJUSTABLE

13-20 | Ø 90 | Ø 55

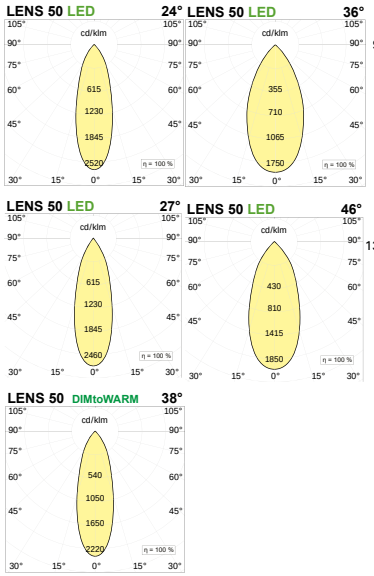

CASSA OBBLIGATORIA PER CARTONGESSO - COMPULSORY BOX FOR PLASTERBOARD

Dim.	Kg	CODE
ø90	0,20	LTN05A

GRUPPI OTTICI - OPTIC GROUP

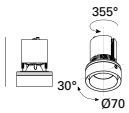

	W	mA	K	lm/Led	lm product / F 24°	lm product / W 36°	CRI	A	Dim.	H	α	Kg	CODE	K	∡		Col.
LED 3SDCM 50000h L90 B10 ta 25°C	6,8	350	3000	494	330	450	>90	3.1	ø70	110	20	0,55	LTN58.9	30	F	/	01
			4000	544	363	496								40	W		02 49

A+ | LED mod | IP20 | CE

Non installabile a laterizio | Not suitable for bricwall
Cassa obbligatoria LTN05A - Compulsory box LTN05A

Accessori - accessories : L050# lenti - lenses

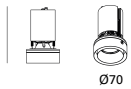

	W	mA	K	lm/Led	lm product / F 27°	lm product / W 46°	CRI	A	Dim.	H	α	Kg	CODE	K	∡		Col.
LED 2SDCM 50000h L90 B10 ta 25°C	12	350	2700	1325	1261	1265											
			3000	1350	1285	1289	>90	3.2						27			01
			4000	1400	1333	1337			ø70	115	20	0,38	LTN60K.9	30	F	/	02
			2700	1620	1546	1550								40	W		49
	18	500	3000	1650	1575	1579	>90	5.1									
			4000	1750	1670	1675											

A+ | LED mod | 500 mA dc | 350 mA dc | IP20 | CE

Non installabile a laterizio | Not suitable for bricwall
Cassa obbligatoria LTN05A - Compulsory box LTN05A

Accessori - accessories : L050# lenti - lenses

	W	mA	K	lm/Led	lm product / W 38°	CRI	Dali	A	Dim.	H	α	Kg	CODE		Col.
LED Warm Dimming 1800-3000K	12	350	3000	1045	936	>90	x	WD	ø70	115	20	0,38	LTN60K.WDW	/	01 02 49

LED mod | IP20 | CE | A+

Non installabile a laterizio | Not suitable for bricwall
Cassa obbligatoria LTN05A - Compulsory box LTN05A
Dimmerabile 3000K/1800K- Dimmable 3000K/1800K
Alimentatore da abbinare AE1050.18CD.MP | Power supplier AE1050.18CD.MP

Accessori - accessories : L050# lenti - lenses

CASSA OBBLIGATORIA PER CARTONGESSO - COMPULSORY BOX FOR PLASTERBOARD

Dim.	Kg	CODE
ø90	0,20	LTN05A

CASSA OBBLIGATRIA PER LATERIZIO - COMPULSORY BOX FOR BRICK WALL

Kg	CODE
0,60	LTN15A

GRUPPI OTTICI - OPTIC GROUP

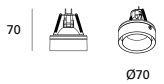

	W	A	Dim.	H	α	Kg	CODE		Col.
QR-CB51 GU5,3 12V	1 x max 50	T.1	ø70	80	20	0,32	LTN64	/	01 02 49

A+D | 12V ac | IP20 | CE

Accessori - accessories : L050R filtro nido d'ape / honey comb louver

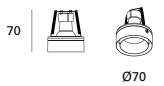

	W	Dim.	H	α	Kg	CODE		Col.
QPAR16 GU10 230V	1 x max 50	ø70	90	20	0,27	LTN66	/	01 02 49

A+D | 220-240V 50-60 Hz | IP20 | CE

Accessori - accessories : L050R filtro nido d'ape / honey comb louver

NYX T80D TRIMLESS ORIENTABILE

DIRECTIONAL

13-20 | Ø 125 | Ø 120

CASSA OBBLIGATORIA PER CARTONGESSO - COMPULSORY BOX FOR PLASTERBOARD

Dim.	Kg	CODE
ø105	0,10	LTN08A

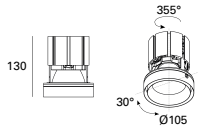

GRUPPO OTTICO - OPTIC GROUP

Im product / ∡

	W	mA	K	lm/Led	S 15°	F 24°	W 38°	CRI	A	Dim.	H	α	Kg	CODE	K	∡		Col.
LED 3SDCM 50000h L90 B10 ta 25°C	17	500	3000	1925	1546	1645	1730	95	5.4	ø105	155	20	0,9	LTN25K.9	30 40	S F W	/	01 02 49
			4000	2115	1699	1807	1901											
	24,3	700	3000	2545	2045	2160	2250		7.3									
			4000	2800	2250	2376	2475											

A+ | LED incl. | 500 mA dc | IP20 | CE

Accessori - accessories : L074# lenti - lenses

NYX T111D TRIMLESS ORIENTABILE

DIRECTIONAL

13-20 | Ø 150 | Ø 132

CASSA OBBLIGATORIA PER CARTONGESSO - COMPULSORY BOX FOR PLASTERBOARD

Kg	CODE
0,60	LTN09A

CASSA OBBLIGATRIA PER LATERIZIO - COMPULSORY BOX FOR BRICK WALL

Kg	CODE
0,60	LTN18A

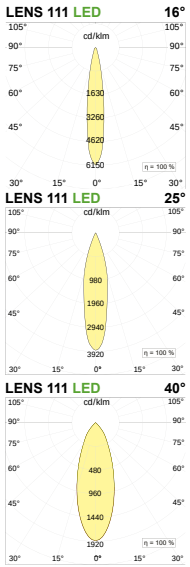

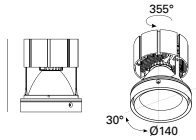

GRUPPO OTTICO - OPTIC GROUP

Im product / ∡

	W	mA	K	lm/Led	S 16°	F 25°	W 40°	CRI	A	Dim.	H	α	Kg	CODE	K	∡		Col.
LED 3SDCM 50000h L90 B10 ta 25°C	24,3	700	3000	2545	2045	2160	2250	95	7.3	ø130	180	20	0,9	LTN80K.9	30 40	S F W	/	01 02 49
			4000	2800	2250	2376	2475											
	37,5	1050	3000	3785	3153	3158	3174		10.1									
			4000	4155	3461	3467	3485											

A+ | LED incl. | 1050 mA dc | 700 mA dc | IP20 | CE

Accessori - accessories : L111# lenti - lenses

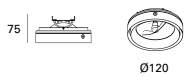

	W	A	Dim.	H	Kg	CODE		Col.
QR-LP 111 G53 12V	1x max 60 LED/Halo	T.2	ø130	70	1,1	LTN86K	/	01 02 49

B→C | 12V ac | IP20 | CE

Accessori - accessories : L111# lenti - lenses

K ° KELVIN

∡ FASCIO / BEAM

Col. COLORI / FINISHINGS

- 01 - bianco - white
- 02 - nero - black
- 49 - moka

VERSIONI OPZIONALI | OPTIONAL VERSION

D

DIMMERABILE DALI
DIMMABLE DALI

DATI FOTOMETRICI | PHOTOMETRIC DATA

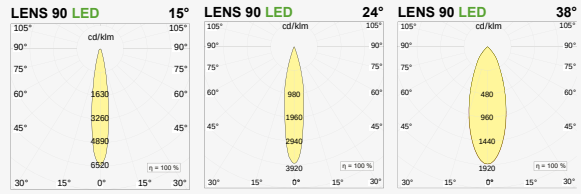

NYX FRAME

2

3

4

I Nyx Frame sono disponibili in quattro finiture colore: bianco, nero, oro e moka

The Nyx Frame range is available in four colour finishings: white. black, gold and moka.

1 Bianco / White
2 Nero / Black
3 Oro / Gold
4 Moka

LA MARTINA

NYX FRAME FISSO TF35F
FIXED

8-15 | Ø 55 | Ø 55

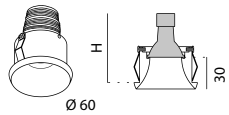

	W	mA	K	lm/Led	lm product / ∠ F 28°	CRI	A	Dim.	H	Kg	CODE		Col.
LED 50000h L90 B10 ta 25°C	5	500	3000	395	310	95	5.1	ø60	80	0,18	NF010.930F	/	01 02 36 49

A+ IP20 IP54 LED 500 mA dc III A CE

NYX FRAME FISSO TF50F
FIXED

8-15 | 70 | Ø 70

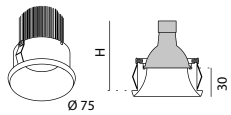

	W	mA	K	lm/Led	lm product / ∠ F 24°	lm product / ∠ W 36°	CRI	A	Dim.	H	Kg	CODE	K	∠		Col.
LED 3SDCM 50000h L90 B10 ta 25°C	6,8	350	3000	494	330	450	>90	3.1	ø75	100	0,25	NF020.9	30	F	/	01 02 36 49
		350	4000	544	363	496							40	W		

A+ IP20 IP54 LED III A CE

	W	mA	K	lm/Led	lm product / ∠ F 27°	lm product / ∠ W 46°	CRI	A	Dim.	H	Kg	CODE	K	∠		Col.
LED 2SDCM 50000h L90 B10 ta 25°C	12	350	2700	1325	1261	1265	>90	3.2	ø75	120	0,25	NF023.9	27 30 40	F W	/	01 02 36 49
		350	3000	1350	1285	1289										
		350	4000	1400	1333	1337										
		500	2700	1620	1546	1550										
	18	500	3000	1650	1575	1579	>90	5.1								
		500	4000	1750	1670	1675										

A+ IP20 IP54 LED 350 mA dc III A CE

	W	mA	K	lm/Led	lm product / ∠ W 38°	CRI	Dali	A	Dim.	H	Kg	CODE		Col.
LED Warm Dimming 1800-3000K	12	350	3000	1045	936	>90	x	WD	ø75	120	0,25	NF023.WDW	/	01 02 36 49

A+ IP20 IP54 LED III A CE Dimmerabile da 3000K a 1800K Alimentatore da abbinare AE1050.18CD.MP | Power supplier AE1050.18CD.MP

	W	A	Dim.	H	Kg	CODE		Col.
QR-CB51 GU5,3 12V	1x max 50	T.1	ø75	80	0,23	NF027	/	01 02 36 49

A+D IP20 IP54 12V ac III A CE

	W	Dim.	H	Kg	CODE		Col.
QPAR16 GU10 230V	1x max 50	ø75	90	0,25	NF028	/	01 02 36 49

A+D IP20 IP54 220-240V 50-60 Hz A CE

Accessori - accessories : L050# lenti - lenses

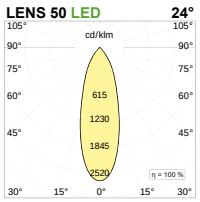

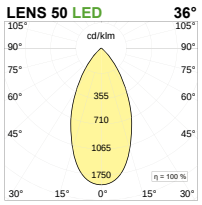

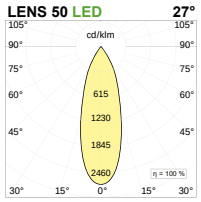

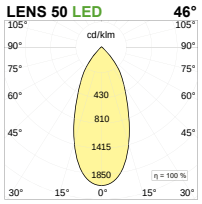

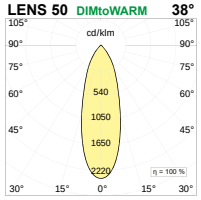

NYX FRAME FISSO TF80F
FIXED

8-30 | 104 | Ø 104

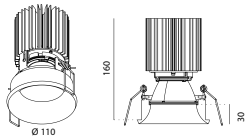

Im product / ∡

	W	mA	K	lm/Led	S 15°	F 24°	W 38°	CRI	A	Dim.	H	Kg	CODE	K	∡		Col.
LED 3SDCM 50000h L90 B10 ta 25°C	17	500	3000	1925	1546	1645	1730	>90	5.4	ø110	160	0,85	NF040.9	30 40	S F W	/	01 02 36 49
			4000	2115	1699	1807	1901										
	24,3	700	3000	2545	2045	2160	2250		7.3								
			4000	2800	2250	2376	2475										

A+ IP20 IP54 LED 500 mA dc

Accessori - accessories : L074# lenti - lenses

NYX FRAME FISSO TF111F
FIXED

8-30 | 134 | Ø 134

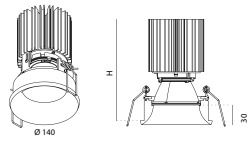

Im product / ∡

	W	mA	K	lm/Led	S 16°	F 25°	W 40°	CRI	A	Dim.	H	Kg	CODE	K	∡		Col.
LED 3SDCM 50000h L90 B10 ta 25°C	24,3	700	3000	2545	2045	2160	2250	>90	7.3	ø140	205	1,4	NF060.9	30 40	S F W	/	01 02 36 49
			4000	2800	2250	2376	2475										
	37,5	1050	3000	3785	3153	3158	3174		10.1								
			4000	4155	3461	3467	3485										

A+ IP20 IP54 LED 1050 mA dc

Accessori - accessories : L111# lenti - lenses

HOW TO CREATE THE CODE:

COMPULSORY CHOICE

CODE	K	∡		Col.
###	30 40	S F	/	01 02
BASE CODE	KELVIN	FASCIO/BEAM		COLOUR

K ° KELVIN

∡ FASCIO / BEAM



Col. COLORI / FINISHINGS

- **01** - bianco - white
- **02** - nero - black
- **36** - oro - gold
- **49** - moka

ACCESSORI | ACCESSORIES

L050#: lenti - lenses
L074#: lenti - lenses
L111#: lenti - lenses

page 392

DATI FOTOMETRICI | PHOTOMETRIC DATA

LENS 35 LED 36°

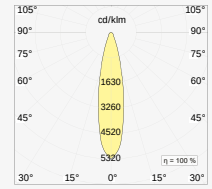

LENS 90 LED 15°

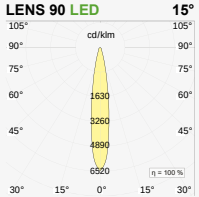

LENS 90 LED 24°

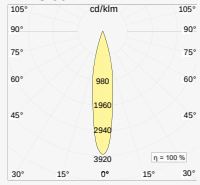

LENS 90 LED 38°

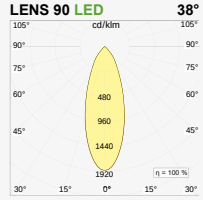

LENS 111 LED 16°

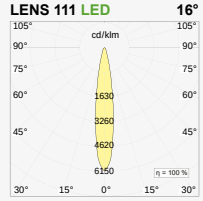

LENS 111 LED 25°

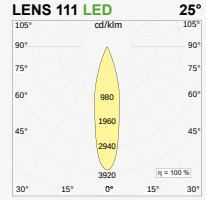

LENS 111 LED 40°

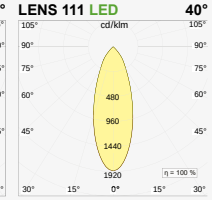

NYX TF35D FRAME ORIENTABILE

DIRECTIONAL

8-30 | Ø 70 | Ø 70

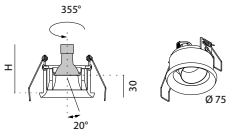

	W	mA	K	lm/Led	lm product / F 28°	CRI	A	Dim.	H	α	Kg	CODE		Col.
LED 50000h L90 B10 ta 25°C	5	500	3000	395	316	95	5.1	ø75	110	20	0,28	NF015.930F	/	01 02 36 49

A+ | LED mod | 500 mA dc | III | A | | IP20 | CE

NYX TF50D FRAME ORIENTABILE

DIRECTIONAL

8-30 | Ø 85 | Ø 85

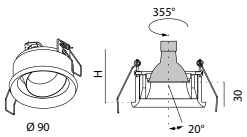

	W	mA	K	lm/Led	lm product / F 24°	W 36°	CRI	A	Dim.	H	α	Kg	CODE	K	∡		Col.
LED 3SDCM 50000h L90 B10 ta 25°C	6,8	350	3000	494	330	450	>90	3.1	ø90	100	20	0,35	NF030.9	30 40	F W	/	01 02 36 49
			4000	544	363	496											

A+ | LED mod | III | A | | IP20 | CE

	W	mA	K	lm/Led	lm product / F 27°	W 46°	CRI	A	Dim.	H	α	Kg	CODE	K	∡		Col.
LED 2SDCM 50000h L90 B10 ta 25°C	12	350	2700	1325	1261	1265	>90	3.2	ø90	120	20	0,35	NF033.9	27 30 40	F W	/	01 02 36 49
			3000	1350	1285	1289											
			4000	1400	1333	1337											
	18	500	2700	1620	1546	1550	>90	5.1									
			3000	1650	1575	1579											
			4000	1750	1670	1675											

A+ | LED mod | 350 mA dc | III | A | | IP20 | CE

	W	mA	K	lm/Led	lm product / W 38°	CRI	Dali	A	Dim.	H	α	Kg	CODE		Col.
LED Warm Dimming 1800-3000K	12	350	3000	1045	936	>90	x	WD	ø90	120	20	0,35	NF033.WDW	/	01 02 36 49

A+ | LED mod | III | A | | IP20 | CE

Dimmerabile da 3000K a 1800K
AE1050.18CD.MP Alimentatore da abbinare

	W	A	Dim.	H	α	Kg	CODE		Col.
QR-CB51 GU5,3 12V	1 x max 50	T.1	ø90	80	20	0,30	NF037	/	01 02 36 49

12V dc | III | A | | IP20 | CE

	W	Dim.	H	α	Kg	CODE		Col.
QPAR16 GU10 230V	1 x max 50	ø90	90	20	0,32	NF038	/	01 02 36 49

A+D | 220-240V 50-60 Hz | | IP20 | CE

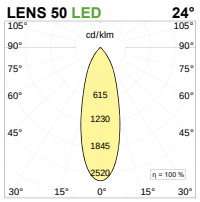

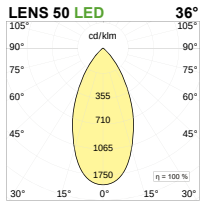

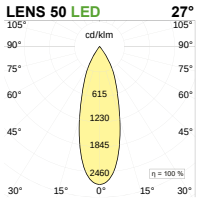

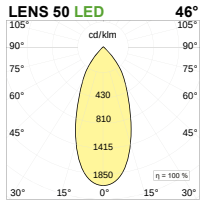

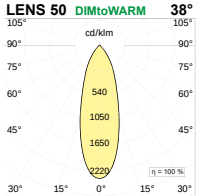

Accessori - accessories : L050# lenti - lenses

NYX TF80D FRAME ORIENTABILE

DIRECTIONAL

8-30 | Ø 124 | Ø 124

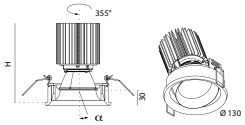

lm product / ∠

	W	mA	K	lm/Led	S 15°	F 24°	W 38°	CRI	A	Dim.	H	α	Kg	CODE	K	∠			Col.
LED 3SDCM 50000h L90 B10 ta 25°C	17	500	3000	1925	1546	1645	1730	>90	5.4	ø130	160	20	1	NF050.9	30 40	S F W		/	01 02 36 49
			4000	2115	1699	1807	1901												
	24,3	700	3000	2545	2045	2160	2250		7.3										
			4000	2800	2250	2376	2475												

A+ | LED incl. 500 mA dc | III | A | IP20 | CE

Accessori - accessories : L074# lenti - lenses

NYX TF111D FRAME ORIENTABILE

DIRECTIONAL

8-30 | Ø154 | Ø 154

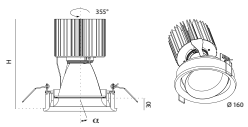

lm product / ∠

	W	mA	K	lm/Led	S 16°	F 25°	W 40°	CRI	A	Dim.	H	α	Kg	CODE	K	∠			Col.
LED 3SDCM 50000h L90 B10 ta 25°C	24,3	700	3000	2545	2045	2160	2250	>90	7.3	ø160	205	20	1,65	NF070.9	30 40	S F W		/	01 02 36 49
			4000	2800	2250	2376	2475		10.1										
	37,5	1050	3000	3785	3153	3158	3174		7.3										
			4000	4155	3461	3467	3485		10.1										

A+ | LED incl. 1050 mA dc | III | A | IP20 | CE

Accessori - accessories : L111# lenti - lenses

HOW TO CREATE THE CODE:

COMPULSORY CHOICE

CODE	K	∠		Col.
###	30 40	S F	/	01 02
BASE CODE	KELVIN	FASCIO/BEAM		COLOUR

K ° KELVIN

∠ FASCIO / BEAM

Col. COLORI / FINISHINGS

- **01** - bianco - white
- **02** - nero - black
- **36** - oro - gold
- **49** - moka

ACCESSORI | ACCESSORIES

L050#: lenti - lenses
L074#: lenti - lenses
L111#: lenti - lenses

page 392

DATI FOTOMETRICI | PHOTOMETRIC DATA

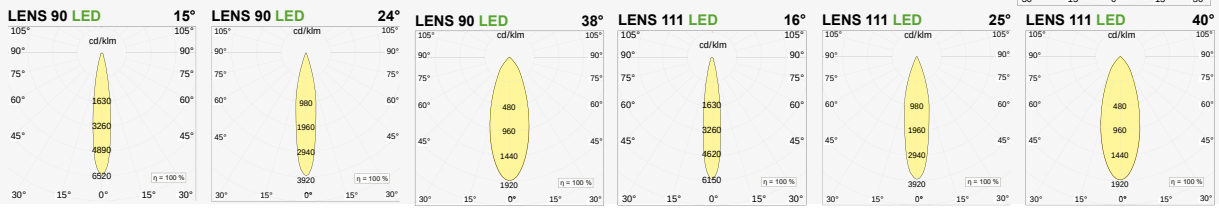

NYX DIFFUSED

Apparecchio da incasso a soffitto con cornice di battuta, per illuminazione diretta e diffusa. Completo di diffusore opalino o microprismatico. Sorgente LED Chip On Board integrata. Nella versione LED integrato riflettore metallizzato in alluminio puro 99,9%. Corpo e gruppo ottico in alluminio verniciato. Alimentazione remota disponibile come accessorio. Grado di protezione IP43.

Recessed downlight for false-ceiling installation, for diffused lighting. Complete with polycarbonate opal or low luminance microprismatic diffuser. Integrated Chip On Board LED source. Body and optical group in painted aluminum. 99,99% pure aluminum coated reflector. Remote power-supply degree of protection IP43.

Deckeneinbaugerät mit Rahmen, für direkte und diffuse Beleuchtung. Ausgestattet mit Opaldiffusor oder mit mikro-prismatischem Diffusor. Mit Chip-On-Board LED ergänzt. Die LEDVersion ist mit einem Metallreflektor aus reinem Aluminium 99,9% ausgestattet. Körper und optische Einheit aus lackiertem Aluminium. Fernspeisung auf Wunsch erhältlich. Schutzart IP43.

Aparato para empotrar en el techo con marco de tope, para iluminación directa y difusa. Con difusor opalino o microprismático. Fuente LED Chip On Board integrada. En la versión LED integrado, reflector metalizado de aluminio puro 99,9%. Cuerpo y grupo óptico de aluminio pintado. Alimentación remota disponible como accesorio. Grado de protección IP43.

Appareil encastré à plafond avec colerette, pour éclairage direct et diffus. Pourvu de diffuseur opale ou micro-prismatique. Source LED Chip On Board intégrée. Dans la version led intégré il y a un réflecteur métallisé en aluminium pur 99,9%. Corps et optique en aluminium peint. Alimentation à distance disponible comme un accessoire. Degré de protection IP43.

NYX DIFFUSED 160 OPAL

FIXED WITH OPAL DIFFUSER

8-30 Ø154

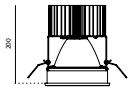

LED 3SDCM 50000h L90 B10 ta 25°C

W	mA	K	lm/Led	lm product / W 60°	CRI	A	Dim.	H	Kg	CODE	K	∠		Col.
17	500	3000	1925	1730	>90	5.4	ø160	200	1.7	NFD00.9	30 40	W	/	01 02 36 49
		4000	2115	1901		7.3								
24,3	700	3000	2545	2250	>90	5.4								
		4000	2800	2475		7.3								

A+ LED IP43 CE

Solo per cartongesso - For plasterboard only

NYX DIFFUSED 160 MICRO

FIXED WITH MICROPRISMATIC DIFFUSER

8-30 Ø154

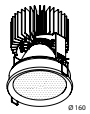

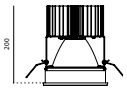

LED 3SDCM 50000h L90 B10 ta 25°C

W	mA	K	lm/Led	lm product / W 65°	CRI	A	Dim.	H	Kg	CODE	K	∠		Col.
17	500	3000	1925	1730	>90	5.4	ø160	200	1.7	NFD00X.9	30 40	W	/	01 02 36 49
	500	4000	2115	1901		7.3								
24,3	700	3000	2545	2250	>90	5.4								
	700	4000	2800	2475		7.3								

A+ LED IP43 CE

Solo per cartongesso - For plasterboard only

HOW TO CREATE THE CODE:

COMPULSORY CHOICE

CODE	K	∠		Col.
###	30 40	S F	/	01 02
BASE CODE	KELVIN	FASCIO/BEAM		COLOUR

K ° KELVIN



∠ FASCIO / BEAM

Col. COLORI / FINISHINGS

- **01** - bianco - white
- **02** - nero - black
- **36** - oro - gold
- **49** - moka

DATI FOTOMETRICI | PHOTOMETRIC DATA

NYX DIFFUS. OPAL LED

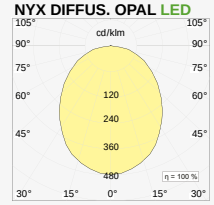

NYX DIFFUS. MICROP.LED

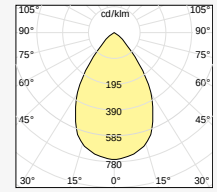

BMW
BMW 530d

DOWNLIGHTERS

Apparecchio da incasso in controsoffitto in cartongesso, rasato a scomparsa totale, trimless, per illuminazione d'accento. Sorgente luminosa in posizione arretrata antiabbagliamento UGR<19. Provvisto di cilindro estraibile dalla sede di incasso fino a 6 o 10 cm., a seconda del modello, per trasformarlo in semincasso (operazione effettuabile ad installazione avvenuta e senza l'ausilio di attrezzi). Con sorgente LED Chip On Board integrata o per lampade alogene/led QR-CB 35, QR-CB 51 12V/230V, QPAR16 230V/240V. Nella versione LED integrato riflettore metallizzato in alluminio puro 99,9%. Corpo e gruppo ottico in alluminio verniciato. Alimentazione remota disponibile come accessorio. Grado di protezione IP54.

Trimless recessed downlighter for plasterboard ceiling installation, for accent lighting. Light source in recessed position for anti-glare lighting (UGR<19). For integrated Chip On Board LED source or for 12V/230V QR-CB 35, QR-CB 51 or 230V QPAR16 GU10 halogen/led lamps. Provided with extractable cylinder up to 6-10 cm., according to the model, to transform the recessed fitting into a semi-recessed one (this operation can be done once the downlighter is installed, tools-free).Body and optical group in painted aluminum. Version with Integrated Chip On Board LED source provided with 99,99% pure aluminum coated reflector. Remote power-supply available as an accessory. Degree of protection IP54.

Leuchte zur Montage in abgehängter Gipskartondecke, trimless, für Akzentbeleuchtung. Lichtquelle in zurückgesetzter Position für blendfreies Licht UGR<19. Das Gerät ist mit herausziehbarem Zylinder (bis zum 6 oder 10 cm) ausgestattet, je nach Modell, um eine Halbeinbauausführung zu werden (diese Operation kann nach der Installation und ohne Werkzeuge durchgeführt werden). Mit Chip-On-Board LED ergänzt oder für Halogenlampen/LED QR-CB 35, QR-CB 51 12V/230V, QPAR16 230V/240V. Die LED-Version ist mit einem Metallreflektor aus reines Aluminium 99,9% ausgestattet. Körper und optische Einheit aus lackiertes Aluminium. Fernspeisung auf Wunsch erhältlich. Schutzart IP54.

Aparato para empotrar en falso techo de placa de yeso, al ras totalmente empotrable, "trimless", para iluminación de realce. Fuente luminosa con posición retrasada antideslumbramiento UGR<19. Dispone de cilindro extraíble de la sede de empotre de hasta 6 o 10 cm, dependiendo del modelo, para transformarlo en semiempotrable (operación posible después de la instalación y sin ayuda de herramientas). Con fuente LED Chip On Board integrada o para lámparas halógenas/led QR-CB 35, QR-CB 51 12V/230V, QPAR16 230V/240V. En la versión LED integrado reflector metalizado de aluminio puro 99,9%. Cuerpo y grupo óptico de aluminio pintado. Alimentación remota disponible como accesorio. Grado de protección IP54.

Appareil encastré à faux plafond en placoplâtre, rasé totalement escamotable, trimless, pour éclairage d'accent. Source lumineuse en position arriérée anti-éblouissement UGR<19. Pourvu de cylindre extractible de son siège d'encastrement jusqu'à 6 ou 10 cm., selon le modèle, pour le transformer en demi-encastré (opération effectuable après le montage et sans l'aide d'outils). Avec source LED Chip On Board intégrée ou pour des lampes halogènes/led QR-CB 35, QR-CB 51 12V/230V, QPAR16 230V/240V. Dans la version led intégré il y a un réflecteur métallisé en aluminium pur 99,9%. Corps et optique en aluminium peint. Alimentation à distance disponible comme un accessoire. Degré de protection IP54.

INCASSO O SEMINCASSO?

NYXTUBE è provvisto di un cilindro estraibile che permette di trasformarlo da incasso trimless con sorgente luminosa in posizione molto arretrata e quindi antiabbagliamento a semincasso UGR<19. Il cilindro può essere estratto dalla sede di incasso fino a 6 o 10 cm., a seconda dei modelli. L'estrazione viene effettuata dopo aver installato il corpo dell'apparecchio nel controsoffitto e senza l'ausilio di attrezzi. E' quindi possibile variare l'altezza del cilindro anche nel tempo e creare, all'interno di una installazione, giochi di altezze diverse.

RECESSED OR SEMI-RECESSED?

NYXTUBE is provided with an extractable cylinder that allows to transform it from a trimless recessed to a semi-recessed downlighter. The light source, in both configurations, always remains very recessed, thus guaranteeing a low luminance (UGR<19) light emission. The cylinder can be extracted from the ceiling up to 6 or 10 cm., according to the models. The extraction is done once the downlighter is installed, with the simple use of hands, tool-free. It is possible, therefore, to vary the height of the cylinder later on, creating specific scenarios within an environment by setting the cylinders at different heights.

EINBAU- ODER HALBEINBAUAUSFÜHRUNG?

Dank eines herausziehbaren Zylinders kann NYXTUBE von trimless Einbauausführung mit Lichtquelle in zurückgesetzter Position (blendfreies Licht) zu Halbeinbauausführung UGR<19 verändert werden. Der Zylinder kann von seinem Sitz bis zum 6 oder 10 cm (je nach Modell) herausgezogen werden. Die Herausziehung wird nach der Installation des Geräts und ohne Werkzeuge durchgeführt werden. Die Höhe des Zylinders kann auch im Laufe der Zeit geändert werden, um optische Wirkungen mit den unterschiedlichen Höhen zu schaffen.

¿EMPOTRABLE O SEMIEMPOTRABLE?

NYXTUBE tiene un cilindro extraíble que permite
transformarlo de empotrable "trimless" con fuente luminosa en posición muy retrasada y, por lo tanto, antideslumbramiento, semiempotrable UGR<19. El cilindro se puede sacar de la sede de empotre de hasta 6 o 10 cm, dependiendo de los modelos. La extracción se lleva a cabo después de instalar el cuerpo del aparato en el falso techo y sin ayuda de herramientas. Por lo tanto, es posible cambiar la altura del cilindro en diferentes momentos y crear, dentro de una instalación, juegos de alturas diferentes.

ENCASTRE OU DEMI-ENCASTRE? NYXTUBE est pourvu d'un cylindre extractible permettant de le transformer d'encastré trimless avec source lumineuse se trouvant très reculée et donc anti-éblouissement en demi-encastré UGR<19. Le cylindre est extractible de son siège d'encastrement jusqu'à 6 ou 10 cm., selon les modèles. L'extraction s'effectue après le montage du corps de l'appareil dans le faux plafond et sans l'aide d'outils. Il est donc possible de changer la hauteur du cylindre aussi dans le temps et de concevoir, lors d'un montage, des jeux de hauteur différentes.

NYX TUBE

NYX TUBE T 35

FIXED EXTRACTABLE

13-20 | Ø 65 | Ø 40

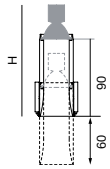

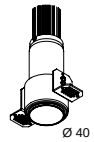

	W	mA	K	lm/Led	lm product / S 27°	CRI	A	Dim.	H	CODE		Col.
LED	5	500	3000	395	75	95	5.1	ø40	70/130	LTN30T.930S	/	01 02 49

A+ | IP20 IP54 | LED | 500 mA dc | per cartongesso/for plasterboard

	W	A	Dim.	H	CODE		Col.
QR-CB35 GU4 12V	1 x max 35	T.1	ø40	70/130	LTN34T	/	01 02 49

A+D | IP20 IP54 | 12V ac | per cartongesso/for plasterboard

NYX TUBE T 50

FIXED EXTRACTABLE

13-20 | Ø 75 | Ø 55

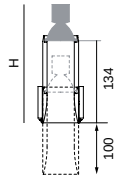

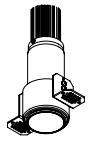

	W	mA	K	lm/Led	lm product / S 17°	CRI	A	Dim.	H	CODE	K	∡		Col.
LED	6,8	350	3000 4000	494 544	219 241	>90	3.1	ø55	120/220	LTN48T.9	30 40	S	/	01 02 49
	12	350	2700 3000 4000	1325 1350 1400	540 550 570	>90	3.2	ø55	120/220	LTN50T.9				
	18	500	2700 3000 4000	1620 1650 1750	645 657 697	>90	5.1	ø55	120/220					

A+ | IP20 IP54 | LED | 350 mA dc

	W	mA	K	lm/Led	lm product / S 17°	CRI	A	Dim.	H	CODE		Col.
LED Warm Dimming 1800-3000K	12	350	3000	1045	936	>90	WD	ø55	120/220	LTN50T.WDW	/	01 02 49

A+ | IP20 IP54 | LED | Dimmerabile da 3000K a 1800K

	W	A	Dim.	H	CODE		Col.
QR-CB51 GU5,3 12V	1 x max 50	T.1	ø55	90/190	LTN54T	/	01 02 49

A+D | IP20 IP54 | 12V ac | Per cartongesso/for plasterboard

	W	Dim.	H	CODE		Col.
QPAR16 GU10 230V	1 x max 50	ø55	100/200	LTN56T	/	01 02 49

A+D | IP20 IP54 | 220-240V 50-60 Hz | per cartongesso/for plasterboard Alimentatore da abbinare AE1050.18CD.MP | Power supplier AE1050.18CD.MP

K ° KELVIN



∡ FASCIO / BEAM

Col. COLORI / FINISHINGS

- **01** - bianco - white
- **02** - nero - black
- **36** - oro - gold
- **49** - moka

DATI FOTOMETRICI | PHOTOMETRIC DATA

NYX 35 TUBE LED 16°

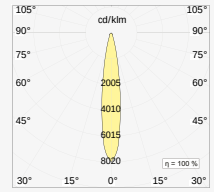

NYX 50 TUBE LED 16°

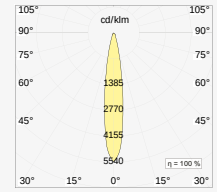

Accessori- Accessories

LENTE

LENS

LENTE SATINATA / SATIN LENS						Dim.	Kg	CODE
NYX	T80F	T80D	TF80F	TF80D		Ø 74	0,02	L074S
	T111F	T111D	TF111F	TF111D		Ø 111	0,03	L111S

LENTE ELISSOIDALE / ELIPSOID LENS						Dim.	Kg	CODE
NYX	Q50	T50F	T50D	TF50F	TF50D	Ø 50	0,01	L050E
	T80F	T80D	TF80F	TF80D		Ø 74	0,02	L074E
	T111F	T111D	TF111F	TF111D		Ø 111	0,03	L111E

LENTE ASIMMETRICA / ASYMMETRIC LENS						Dim.	Kg	CODE
NYX	Q50	T50F	T50D	TF50F	TF50D	Ø 50	0,01	L050A
	T80F	T80D	TF80F	TF80D		Ø 74	0,02	L074A
	T111F	T111D	TF111F	TF111D		Ø 111	0,03	L111A

FILTRO NIDO D'APE / HONEY COMB LOUVER						Dim.	Kg	CODE
NYX	Q50	T50F	T50D	TF50F	TF50D	Ø 50	0,01	L050R
	T80F	T80D	TF80F	TF80D		Ø 74	0,02	L074R
	T111F	T111D	TF111F	TF111D		Ø 111	0,03	L111R

Adatto a tutti i tipi di sorgenti. Con l'utilizzo di questa lente varia il grado di protezione del prodotto da IP54 a IP20.
Suitable for all sources . The use of this lens varies the degree of protection from IP54 to IP20.

DULCIS IMOLA - ITALY
PROJECT STUDIO ATAINOVE
LIGHTING FORMAT DESIGN STUDIO
PHOTO A.LIVERANI

Programma di incassi e proiettori da incasso a soffitto per sorgenti LED Chip On Board integrate. Studiato per ottenere, mediante la semplice aggiunta di accessori al corpo lampada, 27 diverse soluzioni illuminotecniche, come varianti delle seguenti emissioni base: diffusa, spot, bassa luminanza e asimmetrica. Disponibili sia in versione rasata, a scomparsa totale, di forma tonda, sia con cornice di battuta di forma tonda o quadrata. Versioni a incasso "puro" disponibili sia con sorgente fissa che orientabile di 355° sull'asse verticale e 30° sull'asse orizzontale. Versioni a incasso con proiettore disponibili con sorgente orientabile di 355° sull'asse verticale e 35° sull'asse orizzontale o estraibile ed orientabile di 355° sull'asse verticale e 50° sull'asse orizzontale, provviste di meccanismo roto-traslante. Corpo lampada da incassare a soffitto e gruppo ottico in alluminio verniciato. Riflettore metallizzato in alluminio purissimo 99,99%. Cover coniche in alluminio, per ottenere emissione bassa luminanza, diffusa o asimmetrica, provviste di sistema Click and Play di fissaggio e sgancio con il gruppo ottico, mediante calamite tubolari. Lenti trasparente, satinata, Fresnel e microprismatica (UGR<19) in policarbonato. Griglia a nido d'ape antiabbagliamento in alluminio verniciato. Cover di chiusura inferiori in alluminio verniciato, con foro ellittico, quadrato e tondo, per nascondere la presenza dell'apparecchio. Grado di protezione IP23/43.

Recessed downlighters and spotlights programme for chip on board LED sources. Conceived to get, by the insertion of accessories into the fixture body, 27 different lighting effects, as variations of the following three basic lighting emissions: spot, diffused, low luminance and asymmetrical. Available in round trimless version and in square or round frame version. Recessed downlighter available with fix or with 355° vertically and +/-30° horizontally adjustable optical group. Recessed directional spotlight's optical group adjustable 355° vertically and +/-35° horizontally. Recessed directional and extractable spotlight's optical group adjustable 355° vertically and +/-50° horizontally, provided with patented Soft Rotate & Slide mechanism. Fixture body and optical group in painted aluminum. Reflector coated with 99,99% pure aluminum. Conic-shaped aluminum covers, to get accent, diffused, low luminance and asymmetrical lighting emission, provided with Click&Play magnetic lock-unlock system to optical group. Fresnel, transparent, satin and microprismatic lenses in polycarbonate, honeycomb grid in painted aluminum. Lower closure flat covers in painted aluminum, provided with elliptical, square or round hole to hide from view the lighting fixture. Degree of protection IP23/43.

Programa de empotrables y proyectores para empotrar al techo para fuentes LED Chip On Board integradas. Diseñado para lograr, mediante la simple adición de accesorios al cuerpo de la lámpara, 27 diferentes soluciones de iluminación, como variación de las siguientes emisiones bajas: difusa, spot, baja luminancia y asimétrica. Disponible a ras, totalmente empotrable, de forma redonda y versión con marco de tope de forma redonda o cuadrada Versión para empotrar con proyector disponible con fuente orientable de 355° en el eje vertical y 30° en el eje horizontal Versiones para empotre "puro" con fuente orientable de 355° en el eje vertical y 30° en el eje horizontal o disponible con fuente extraíble y orientable de 355° en el eje verticaly 50° en el eje horizontal, equipadas con mecanismo rototraslante. Cuerpo de la lámpara para empotrar en el techo y grupo óptico de aluminio pintado. Reflector metalizado de aluminio puro 99,99%. Cubiertas cónicas de aluminio, para obtener emisiones de baja luminancia, difusa o asimétrica, equipadas con sistema Click and Play de fijación y desenganche del grupo óptico, por medio de imanes tubulares. Lente transparente, satinada, Fresnel y microprismática (UGR<19) de policarbonato. Rejilla de panal antideslumbramiento de aluminio pintado. Cubiertas de cierre inferiores de aluminio pintado, con orificio elíptico, cuadrado y redondo, para ocultar la presencia del aparato. Grado de protección IP23/43.

TWENTY 7

Programa de empotrables y proyectores para empotrar al techo para fuentes LED Chip On Board integradas. Diseñado para lograr, mediante la simple adición de accesorios al cuerpo de la lámpara, 27 diferentes soluciones de iluminación, como variación de las siguientes emisiones bajas: difusa, spot, baja luminancia y asimétrica. Disponible a ras, totalmente empotrable, de forma redonda y versión con marco de tope de forma redonda o cuadrada Versión para empotrar con proyector disponible con fuente orientable de 355° en el eje vertical y 30° en el eje horizontal Versiones para empotre "puro" con fuente orientable de 355° en el eje vertical y 30° en el eje horizontal o disponible con fuente extraíble y orientable de 355° en el eje verticaly 50° en el eje horizontal, equipadas con mecanismo rototraslante. Cuerpo de la lámpara para empotrar en el techo y grupo óptico de aluminio pintado. Reflector metalizado de aluminio puro 99,99%. Cubiertas cónicas de aluminio, para obtener emisiones de baja luminancia, difusa o asimétrica, equipadas con sistema Click and Play de fijación y desenganche del grupo óptico, por medio de imanes tubulares. Lente transparente, satinada, Fresnel y microprismática (UGR<19) de policarbonato. Rejilla de panal antideslumbramiento de aluminio pintado. Cubiertas de cierre inferiores de aluminio pintado, con orificio elíptico, cuadrado y redondo, para ocultar la presencia del aparato. Grado de protección IP23/43.

Programme d'appareils et projecteurs encastrés à plafond pour des sources LED Chip On Board intégrées. Conçu pour obtenir, simplement en ajoutant des accessoires au corps de la lampe, 27 solutions d'éclairagisme différentes, en tant que variantes des émissions de base suivantes: diffuse, spot, basse luminance et asymétrique. Disponibles soit en version encastrèe sans colerette, totalement escamotable, en forme ronde, soit avec colerette en forme ronde ou carré. Versions à encastrement "pur" disponibles soit avec source fixe soit orientable de 355° sur l'axe vertical et 30° sur l'axe horizontal. Versions à encastrement avec projecteur disponibles avec source orientable de 355° sur l'axe vertical et 35° sur l'axe horizontal ou extractible et orientable de 355° sur l'axe vertical et 50° sur l'axe horizontal, pourvues d'un mécanisme pivotant roulant. Corps de lampe à encastrer dans le plafond et groude optique en aluminium peint. Réflecteur métallisé en aluminium très pur 99,99%. Cover coniques en aluminium, pour obtenir une émission à basse luminance, diffuse ou asymétrique, pourvues e système Click and Play de fixation et déclenchement de l'optique, au moyen d'aimants tubulaires. Lentille transparente, satinée, Fresnel et micro-prismatique (UGR<19) en polycarbonate. Grille à nid d'abeilles anti-éblouissement en aluminium peint. Cover de fermeture inférieures en aluminium peint, avec trou elliptique, carré et rond, pour cacher la présence de l'appareil. Dégré de protection IP23/43.

SERVICE

Vi vælger bilen
TS Biler ??

TWENTY 7 RANGE

MINIMAL/MINIMAL

Fisso/ Fixed

1

2

3

4

Orientabile / Directional

5

6

7

8

9

FRAME TONDA/
ROUND FRAME/

Fisso/ Fixed

10

11

12

13

Orientabile / Directional

14

15

16

17

18

FRAME QUADRA/
SQUARE FRAME/

Fisso/ Fixed

19

20

21

22

Orientabile / Directional

23

24

25

26

27

TWENTY 7 RE-FITTING



Twenty7 è provvisto di sistema Click&Play di fissaggio e sgancio delle cover al gruppo ottico mediante calamite.

Twenty7 is provided with Click&Play magnetic lock-unlock system of the cover to optical group.

Twenty7 ist mit Click and Play Befestigungs- und Auslösungssystem der Abdeckungen an der optischen Einheit durch röhrenförmige Magneten ausgestattet.

Twenty7 está provisto de sistema Click&Play de fijación y desenganche de las cubiertas del grupo óptico por medio de imanes.

Twenty7 est pourvu du système Click&Play de fixation et déclenchement des cover de l'optique au moyen d'aimants.

TWENTY 7 MINIMAL - MINIMAL

FISSO - FIXED

ORIENTABILE - DIRECTIONAL

Gruppo ottico dotato di speciale meccanismo di estrazione roto-traslante.

Optical group provided with proprietary design Soft Rotate & Slide extraction mechanism.

TWENTY7 MINIMAL FISSO 1 COVER CONICA BASSA

FIXED

13-20 | Ø 150 | Ø 120

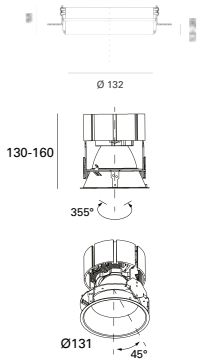

TELAIO - RING

Dim.	H	Kg	CODE
ø132	55	0,17	TW001

GRUPPO OTTICO - OPTIC GROUP — lm product / ∡

W	mA	K	lm/Led	W 41°	CRI	A	Dim.	H	CODE	K	∡		Col.
LED													
17 o 24,3	500	2700	1790	1316	>90	5.4	ø131	130	TW100.9	27 30 40	W	/	01 02 21 25
		3000	1925	1415									
		4000	2115	1555									
	700	2700	2370	1727		7.3							
		3000	2545	1854									
		4000	2800	2040									
37,5	1050	2700	4180	3506	>90	10.1	ø131	160	TW101.9				
		3000	4346	3645									
		4000	4412	3700									

A+

Accessori - accessories : L105#: lente - lens

TWENTY7 MINIMAL FISSO 2 COVER CONICA ALTA

FIXED

13-20 | Ø 150 | Ø 120

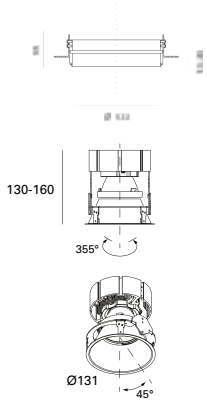

TELAIO - RING

Dim.	H	Kg	CODE
ø132	55	0,17	TW001

GRUPPO OTTICO - OPTIC GROUP — lm product / ∡

W	mA	K	lm/Led	S 15°	F 24°	W 38°	CRI	A	Dim.	H	CODE	K	∡		Col.
LED															
17 o 24,3	500	2700	1790	1004	1102	1578	>90	5.4	ø131	130	TW102.9	27 30 40	S F W	/	01 02 21 25
		3000	1925	1080	1185	1697									
		4000	2115	1187	1302	1865									
	700	2700	2370	1308	1352	2079		7.3							
		3000	2545	1404	1452	2233									
		4000	2800	1545	1597	2457									
37,5	1050	2700	4180	2032	2237	3506	>90	10.1	ø131	160	TW103.9				
		3000	4346	2113	2326	3645									
		4000	4412	2145	2361	3700									

A+

Accessori - accessories : L085#.A: lente con anello - lens with ring

HOW TO CREATE THE CODE:

COMPULSORY CHOICE

CODE	K	∡		Col.
###	27 30	S F	/	01 02

BASE CODE — KELVIN — FASCIO/BEAM — COLOUR

TWENTY7 MINIMAL FISSO 3 COVER PIANA TONDA

FIXED

13-20 | Ø 150 | Ø 120

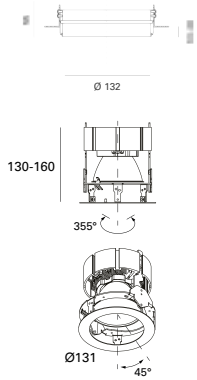

TELAIO - RING	Dim.	H	Kg	CODE
	ø132	55	0,17	TW001

GRUPPO OTTICO - OPTIC GROUP

	W	mA	K	lm/Led	lm product / ∠ S 15°	lm product / ∠ F 21°	CRI	A	Dim.	H	CODE	K	∠	Col.
LED	17 o 24,3	500	2700	1790	1004	1102	>90	5.4	ø132	130	TW104.9	27 30 40	S F	01 02
			3000	1925	1080	1185								
			4000	2115	1187	1302								
		700	2700	2370	1308	1352		7.3						
			3000	2545	1404	1452								
			4000	2800	1545	1597								
	37,5	1050	2700	4180	2032	2237	>90	10.1	ø132	160	TW105.9			
			3000	4346	2113	2326								
			4000	4412	2145	2361								

A+ IP20 CE

Accessori - accessories : L105#: lente - lens

TWENTY7 MINIMAL FISSO 4 COVER PIANA QUADRA

FIXED

13-20 | Ø 150 | Ø 120

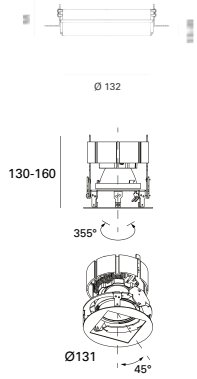

TELAIO - RING	Dim.	H	Kg	CODE
	ø132	55	0,17	TW001

GRUPPO OTTICO - OPTIC GROUP

	W	mA	K	lm/Led	lm product / ∠ S 15°	lm product / ∠ F 21°	CRI	A	Dim.	H	CODE	K	∠	Col.
LED	17 o 24,3	500	2700	1790	1004	1102	>90	5.4	ø132	130	TW106.9	27 30 40	S F	01 02
			3000	1925	1080	1185								
			4000	2115	1187	1302								
		700	2700	2370	1308	1352		7.3						
			3000	2545	1404	1452								
			4000	2800	1545	1597								
	37,5	1050	2700	4180	2032	2237	>90	10.1	ø132	160	TW107.9			
			3000	4346	2113	2326								
			4000	4412	2145	2361								

A+ IP20 CE

Accessori - accessories : L105#: lente - lens

K ° KELVIN



FASCIO / BEAM

Col. COLORI / FINISHINGS

- **01** - bianco - white
- **02** - nero - black
- **21** - riflettore bianco cover cromo - white reflector, chrome cover
- **25** - riflettore nero, cover cromo - black reflector, chrome cover

DATI FOTOMETRICI | PHOTOMETRIC DATA

TWENTY 7+TW070 LED 15°

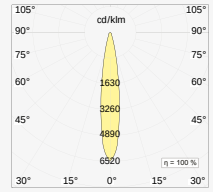

ACCESSORI | ACCESSORIES

L105#: lenti-lenses pag. 419

L085#.A: lenti-lenses pag. 419

TWENTY7 MINIMAL ORIENTABILE 5 COVER CONICA-ELLITTICO

DIRECTIONAL

13-20 | Ø 132 | Ø 120

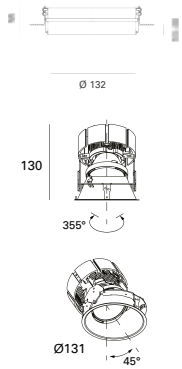

TELAIO - RING

Dim.	H	Kg	CODE
ø132	55	0,17	TW001

GRUPPO OTTICO - OPTIC GROUP — lm product / ∠

W	mA	K	lm/Led	S 15°	F 24°	W 41°	CRI	A	Dim.	H	CODE	K	∠		Col.
LED															
17 o 24,3	500	2700	1790	1004	1127	1578	>90	5.4	ø132	130	TW112.9	27 30 40	S F W	/	01 02 21 25
		3000	1925	1080	1212	1697									
		4000	2115	1187	1332	1865									
	700	2700	2370	1308	1514	2079		7.3							
		3000	2545	1404	1626	2233									
		4000	2800	1545	1789	2457									
37,5	1050	2700	4180	3482	2237	3506	>90	10.1	ø132	160	TW113.9				
		3000	4346	3620	2326	3645									
		4000	4412	3675	2361	3700									

A+ IP20

Accessori - accessories : L085#.A: lente con anello - lens with ring

TWENTY7 MINIMAL ORIENTABILE 6 COVER PIANA-ELLITTICO

DIRECTIONAL

13-20 | Ø 132 | Ø 120

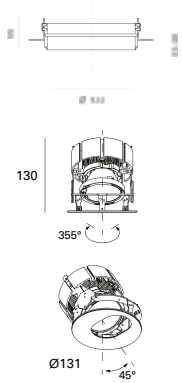

TELAIO - RING

Dim.	H	Kg	CODE
ø132	55	0,17	TW001

GRUPPO OTTICO - OPTIC GROUP — lm product / ∠

W	mA	K	lm/Led	S 15°	CRI	A	Dim.	H	CODE	K	∠		Col.
LED													
17 o 24,3	500	2700	1790	949	>90	5.4	ø132	160	TW110.9	27 30 40	S	/	01 02
		3000	1925	1021									
		4000	2115	1122									
	700	2700	2370	1257		7.3							
		3000	2545	1350									
		4000	2800	1485									
37,5	1050	2700	4180	3482	>90	10.1	ø132	160	TW111.9				
		3000	4346	3620									
		4000	4412	3675									

A+ IP20

Accessori - accessories : L085#.A: lente con anello - lens with ring

HOW TO CREATE THE CODE:

COMPULSORY CHOICE

CODE	K	∠		Col.
###	27 30	S F	/	01 02

BASE CODE — KELVIN — FASCIO/BEAM — COLOUR

TWENTY7 MINIMAL ORIENTABILE 7 FOCUS 55 COVER CONICA

DIRECTIONAL

13-20 | Ø 150 | Ø 120

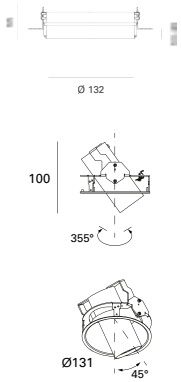

TELAIO - RING	Dim.	H	Kg	CODE
	ø132	55	0,17	TW001

GRUPPO OTTICO - OPTIC GROUP

	W	mA	K	Im/Led	Im product / F 27°	W 46°	CRI	A	Dim.	H	CODE	K	∠		Col.
LED 2SDCM 50000h L90 B10 ta 25°C	12	350	2700	1325	1261	1265	>90	3.2	ø132	100	TW115.9	27 30 40	F W	/	01 02 21 25
	o		3000	1350	1285	1289									
			4000	1400	1333	1337									
	18	500	2700	1620	1546	1550	>90	5.1	ø132	100					
			3000	1650	1575	1579									
			4000	1750	1670	1675									

A+ LED incl. 500 mA dc IP20 CE

	W	mA	K	Im/Led	Im product / W 38°	CRI	Dali	A	Dim.	H	CODE		Col.
LED Warm Dimming 1800-3000K	12	350	3000	1045	936	>90	x	WD	ø132	100	TW115.WDW	/	01 02 21 25

A+ LED incl. IP20 CE Dimmerabile da 3000K a 1800K Driver da abbinare AE1050.18CD.MP

Accessori - accessories : L055#.A: lente con anello - lens with ring

TWENTY7 MINIMAL ORIENTABILE 8 FOCUS 55 COVER PIANA

DIRECTIONAL

13-20 | Ø 150 | Ø 120

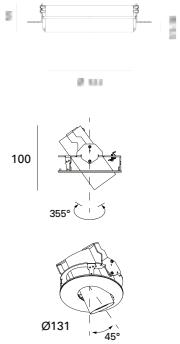

TELAIO - RING	Dim.	H	Kg	CODE
	ø132	55	0,17	TW100.9

GRUPPO OTTICO - OPTIC GROUP

	W	mA	K	Im/Led	Im product / F 27°	W 46°	CRI	A	Dim.	H	CODE	K	∠		Col.
LED 2SDCM 50000h L90 B10 ta 25°C	12	350	2700	1325	1261	1265	>90	3.2	ø132	37+100	TW114.9	27 30 40	F W	/	01 02
	o		3000	1350	1285	1289									
			4000	1400	1333	1337									
	18	500	2700	1620	1546	1550	>90	5.1	ø132	37+100					
			3000	1650	1575	1579									
			4000	1750	1670	1675									

A+ LED incl. 500 mA dc IP20 CE

	W	mA	K	Im/Led	Im product / W 38°	CRI	Dali	A	Dim.	H	CODE		Col.
LED Warm Dimming 1800-3000K	12	350	3000	1045	936	>90	x	WD	ø132	100	TW114.WDW	/	01 02

A+ LED incl. IP20 CE Dimmerabile da 3000K a 1800K Driver da abbinare AE1050.18CD.MP

Accessori - accessories : L055#.A: lente con anello - lens with ring

HOW TO CREATE THE CODE:

COMPULSORY CHOICE

CODE	K	∠		Col.
###	27 30	S F	/	01 02

BASE CODE | KELVIN | FASCIO/BEAM | COLOUR

TWENTY7 MINIMAL ORIENTABILE 9 FOCUS 90

DIRECTIONAL

13-20 | Ø 150 | Ø 120

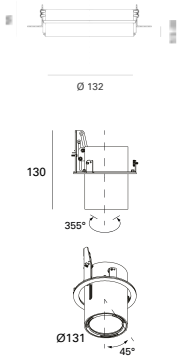

TELAIO - RING	Dim.	H	Kg	CODE
	ø132	55	0,17	TW100.9

GRUPPO OTTICO - OPTIC GROUP

	W	mA	K	lm/Led	S 15°	F 24°	W 38°	CRI	A	Dim.	H	CODE	K	∠		Col.
				lm product / ∠												
LED	17 o 24,3	500	2700	1790	1438	1530	1578	>90	5.4	ø132	133+92	TW116.9	27 30 40	S F W	/	01 02
			3000	1925	1547	1645	1697									
			4000	2115	1699	1807	1865									
		700	2700	2370	1904	2025	2079		7.3							
			3000	2545	2045	2175	2233									
			4000	2800	2250	2383	2457									
	37,5	1050	2700	4180	3482	2237	3506	>90	10.1	ø132	133+92	TW117.9				
			3000	4346	3620	2326	3645									
			4000	4412	3675	2361	3700									

Accessori - accessories : L085#.A: lente con anello - lens with ring

K ° KELVIN

∠ FASCIO / BEAM



Col. COLORI / FINISHINGS

- **01** - bianco - white
- **02** - nero - black
- **21** - riflettore bianco cover cromo - white reflector, chrome cover
- **25** - riflettore nero, cover cromo - black reflector, chrome cover

ACCESSORI | ACCESSORIES

L105#: lenti-lenses pag. 419

L055#.A - L085#.A: lenti-lenses pag. 419

DATI FOTOMETRICI | PHOTOMETRIC DATA

FOCUS 55 12W LED 27°

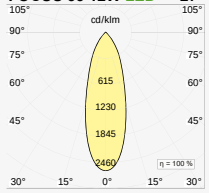

FOCUS 55 12W LED 46°

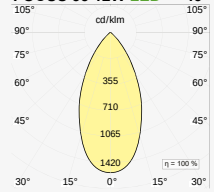

LENS 50 LED 27°

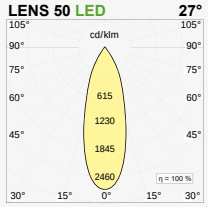

LENS 50 LED 46°

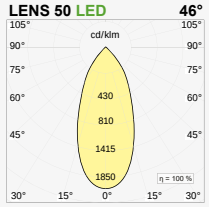

LENS 50 DIMtoWARM 38°

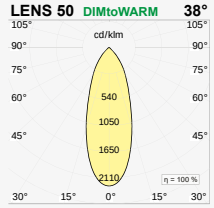

TWENTY7 FOCUS90 LED 15°

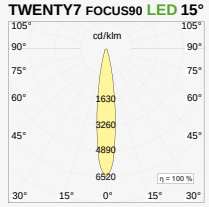

TWENTY7 FOCUS90 LED 24°

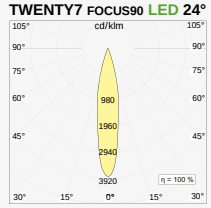

TWENTY7 FOCUS90 LED 38°

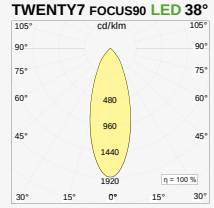

TWENTY 7 FRAME TONDA - ROUND FRAME

FISSO - FIXED

10

11

12

13

ORIENTABILE - DIRECTIONAL

14


15

16

17

18

Gruppo ottico dotato di speciale meccanismo di estrazione roto-traslante.

Optical group provided with proprietary design Soft Rotate & Slide extraction mechanism.

TWENTY7 FRAME TONDA FISSO 10 COVER CONICA BASSA

FIXED

13-20 | Ø 154 | Ø 120

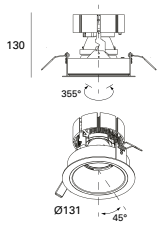

	W	mA	K	lm/Led	lm product / W 41°	CRI	A	Dim.	H	CODE	K	∡		Col.
LED	17 o 24,3	500	2700	1790	1316	>90	5.4	ø164	138-160	TW210.9	27 30 40	W	/	01 02 21 25
			3000	1925	1415									
			4000	2115	1555									
		700	2700	2370	1727		7.3							
			3000	2545	1854									
			4000	2800	2040									
	37,5	1050	2700	4180	3506	>90	10.1	ø164	138-160	TW211.9				
			3000	4346	3645									
			4000	4412	3700									

Accessori - accessories : L105#: lente - lens

TWENTY7 FRAME TONDA FISSO 11 COVER CONICA ALTA

FIXED

13-20 | Ø 154 | Ø 120

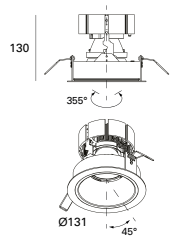

	W	mA	K	lm/Led	S 15°	F 24°	W 38°	CRI	A	Dim.	H	CODE	K	∡		Col.
LED	17 o 24,3	500	2700	1790	1004	1102	1578	>90	5.4	ø164	138-160	TW212.9	27 30 40	S F W	/	01 02 21 25
			3000	1925	1080	1185	1697									
			4000	2115	1187	1302	1865									
		700	2700	2370	1308	1352	2079		7.3							
			3000	2545	1404	1452	2233									
			4000	2800	1545	1597	2457									
	37,5	1050	2700	4180	2032	2237	3506	>90	10.1	ø164	138-160	TW213.9				
			3000	4346	2113	2326	3645									
			4000	4412	2145	2361	3700									

Accessori - accessories : L085#.A: lente con anello - lens with ring

HOW TO CREATE THE CODE:

COMPULSORY CHOICE

CODE	K	∡		Col.
###	27 30	S F	/	01 02

BASE CODE | KELVIN | FASCIO/BEAM | COLOUR

K ° KELVIN

∡ FASCIO / BEAM

Col. COLORI / FINISHINGS

- **01** - bianco - white
- **02** - nero - black
- **21** - riflettore bianco cover cromo - white reflector, chrome cover
- **25** - riflettore nero, cover cromo - black reflector, chrome cover

DATI FOTOMETRICI | PHOTOMETRIC DATA

TWENTY 7+TW070 LED 15°

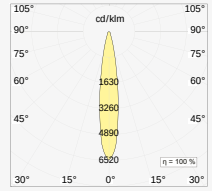

ACCESSORI | ACCESSORIES

L105#: lenti-lenses pag. 419

L085#.A: lenti-lenses pag. 419

TWENTY7 FRAME TONDA FISSO 12 COVER PIANA TONDA

FIXED

13-20 | Ø 154 | Ø 120

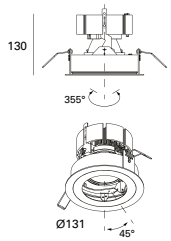

	W	mA	K	lm/Led	lm product / ∠ S 15°	lm product / ∠ F 21°	CRI	A	Dim.	H	CODE	K	∠		Col.
LED	17 o 24,3	500	2700	1790	1004	1102	>90	5.4	ø132	160	TW214.9	27 30 40	S F	/	01 02
			3000	1925	1080	1185									
			4000	2115	1187	1302									
		700	2700	2370	1308	1352		7.3							
			3000	2545	1404	1452									
			4000	2800	1545	1597									
	37,5	1050	2700	4180	2032	2237	>90	10.1	ø132	160	TW215.9				
			3000	4346	2113	2326									
			4000	4412	2145	2361									

Accessori - accessories : L085#.A: lente con anello - lens with ring

TWENTY7 FRAME TONDA FISSO 13 COVER PIANA QUADRA

FIXED

13-20 | Ø 154 | Ø 120

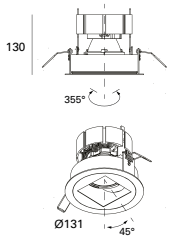

	W	mA	K	lm/Led	lm product / ∠ S 15°	lm product / ∠ F 21°	CRI	A	Dim.	H	CODE	K	∠		Col.
LED	17 o 24,3	500	2700	1790	1004	1102	>90	5.4	ø132	160	TW216.9	27 30 40	S F	/	01 02
			3000	1925	1080	1185									
			4000	2115	1187	1302									
		700	2700	2370	1308	1352		7.3							
			3000	2545	1404	1452									
			4000	2800	1545	1597									
	37,5	1050	2700	4180	2032	2237	>90	10.1	ø132	160	TW217.9				
			3000	4346	2113	2326									
			4000	4412	2145	2361									

Accessori - accessories : L085#.A: lente con anello - lens with ring

HOW TO CREATE THE CODE:

	CODE	K	∠		Col.
COMPULSORY CHOICE	###	27 30	S F	/	01 02
	BASE CODE	KELVIN	FASCIO/BEAM		COLOUR

K ° KELVIN

∠ FASCIO / BEAM

Col. COLORI / FINISHINGS

- **01** - bianco - white
- **02** - nero - black
- **21** - riflettore bianco cover cromo - white reflector, chrome cover
- **25** - riflettore nero, cover cromo - black reflector, chrome cover

DATI FOTOMETRICI | PHOTOMETRIC DATA

TWENTY 7+TW070 LED 15°

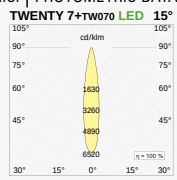

ACCESSORI | ACCESSORIES

L105#: lenti-lenses pag. 419

L085#.A: lenti-lenses pag. 419

FRAME TONDA ORIENTABILE 14 COVER CONICA ASIMMETRICA

DIRECTIONAL

13-20 | Ø 154 | Ø 120

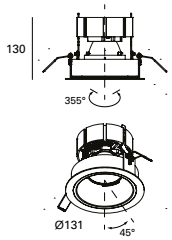

	W	mA	K	lm/Led	S 15°	F 24°	W 38°	CRI	A	Dim.	H	CODE	K	∠		Col.
				lm product / ∠												
LED	17 o 24,3	500	2700	1790	1004	1127	1578	>90	5.4	ø164	151	TW220.9	27 30 40	S F W	/	01 02 21 25
			3000	1925	1080	1212	1697									
			4000	2115	1187	1332	1865									
		700	2700	2370	1308	1514	2079		7.3							
			3000	2545	1404	1626	2233									
			4000	2800	1545	1789	2457									
	37,5	1050	2700	4180	2032	2237	3506	>90	10.1	ø164	172	TW221.9				
			3000	4346	2113	2326	3645									
			4000	4412	2145	2361	3700									

Accessori - accessories : L085#.A: lente con anello - lens with ring

FRAME TONDA ORIENTABILE 15 COVER PIANA ASIMMETRICA

DIRECTIONAL

13-20 | Ø 154 | Ø 120

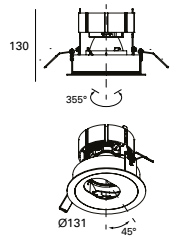

	W	mA	K	lm/Led	S 15°	CRI	A	Dim.	H	CODE	K	∠		Col.
				lm product / ∠										
LED	17 o 24,3	500	2700	1790	949	>90	5.4	ø164	151	TW222.9	27 30 40	S	/	01 02
			3000	1925	1021									
			4000	2115	1122									
		700	2700	2370	1257		7.3							
			3000	2545	1350									
			4000	2800	1485									
	37,5	1050	2700	4180	2032	>90	10.1	ø164	172	TW223.9				
			3000	4346	2113									
			4000	4412	2145									

Accessori - accessories : L085#.A: lente con anello - lens with ring

FRAME TONDA ORIENTABILE 16 FOCUS 55 COVER CONICA

DIRECTIONAL

13-20 | Ø 154 | Ø 120

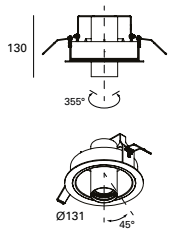

	W	mA	K	lm/Led	F 27°	W 46°	CRI	A	Dim.	H	CODE	K	∠		Col.
				lm product / ∠											
LED 2SDCM 50000h L90 B10 ta 25°C	12 o 18	350	2700	1325	1261	1265	>90	3.2	ø164	37+100	TW224.9	27 30 40	F W	/	01 02 21 25
			3000	1350	1285	1289									
			4000	1400	1333	1337									
		500	2700	1620	1546	1550	>90	5.1	ø164	37+100					
			3000	1650	1575	1579									
			4000	1750	1670	1675									

	W	mA	K	lm/Led	W 38°	CRI	Dali	A	Dim.	H	CODE	K	∠		Col.
				lm product / ∠											
LED Warm Dimming 1800-3000K	12	350	3000	1045	936	>90	x	WD	ø164	130	TW224.WDW			/	01 02 21 25

Dimmerabile da 3000K a 1800K Driver da abbinare AE1050.18CD.MP

Accessori - accessories : L055#.A: lente con anello - lens with ring

FRAME TONDA ORIENTABILE 17 - FOCUS 55 COVER PIANA

DIRECTIONAL

13-20 | Ø 154 | Ø 120

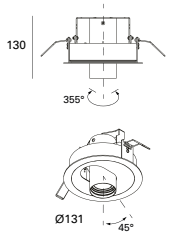

	W	mA	K	lm/Led	lm product / ∠ F 27°	lm product / ∠ W 46°	CRI	A	Dim.	H	CODE	K	∠		Col.
LED 2SDCM 50000h L90 B10 ta 25°C	12 o 18	350	2700	1325	1261	1265	>90	3.2	ø164	37+100	TW225.9	27 30 40	F W	/	01 02
			3000	1350	1285	1289									
			4000	1400	1333	1337									
		500	2700	1620	1546	1550	>90	5.1	ø164	37+100					
			3000	1650	1575	1579									
			4000	1750	1670	1675									

A+ LED incl. 500 mA dc III A IP20 CE

	W	mA	K	lm/Led	W 38°	CRI	A	Dim.	H	CODE		Col.
LED Warm Dimming 1800-3000K	12	350	3000	1045	936	>90	WD	ø164	130	TW225.WDW	/	01 02

A+ LED incl. III A IP20 CE Dimmerabile da 3000K a 1800K Driver da abbinare AE1050.18CD.MP

Accessori - accessories : L055#.A: lente con anello - lens with ring

FRAME TONDA ORIENTABILE 18 - FOCUS 90

DIRECTIONAL

13-20 | Ø 154 | Ø 120

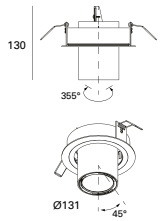

	W	mA	K	lm/Led	lm product / ∠ S 15°	F 24°	W 38°	CRI	A	Dim.	H	CODE	K	∠		Col.
LED	17 o 24,3	500	2700	1790	1438	1530	1609	>90	5.4	ø164	133+92	TW226.9	27 30 40	S F W	/	01 02
			3000	1925	1547	1645	1730									
			4000	2115	1699	1807	1901									
		700	2700	2370	1904	2025	2130		7.3							
			3000	2545	2045	2175	2287									
			4000	2800	2250	2383	2516									
	37,5	1050	2700	4180	2032	2237	3506	>90	10.1	ø164	133+92	TW227.9				
			3000	4346	2113	2326	3645									
			4000	4412	2145	2361	3700									

LED incl. 500 mA dc 700 mA dc III A IP20 CE

A+ LED incl. 1050 mA dc III A IP20 CE

Accessori - accessories : L085#.A: lente con anello - lens with ring

K ° KELVIN

∠ FASCIO / BEAM

Col. COLORI / FINISHINGS

- 01 - bianco - white
- 02 - nero - black
- 21 - riflettore bianco cover cromo - white reflector, chrome cover
- 25 - riflettore nero, cover cromo - black reflector, chrome cover

DATI FOTOMETRICI | PHOTOMETRIC DATA

FOCUS 55 12W LED 27°

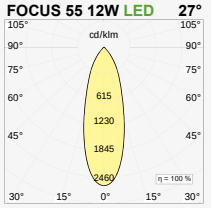

FOCUS 55 12W LED 46°

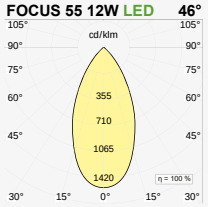

ACCESSORI | ACCESSORIES

L105#: lenti-lenses pag. 419

L055#.A - L085#.A: lenti-lenses pag. 419

LENS 50 LED 27°

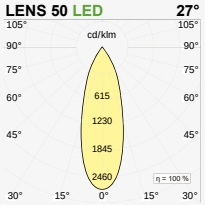

LENS 50 LED 46°

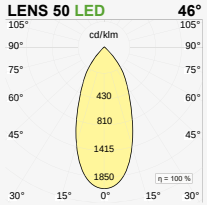

LENS 50 DIMtoWARM 38°

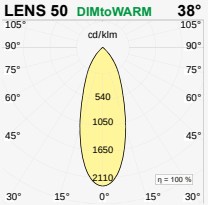

TWENTY7 FOCUS90 LED 15°

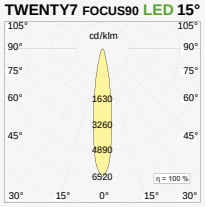

TWENTY7 FOCUS90 LED 24°

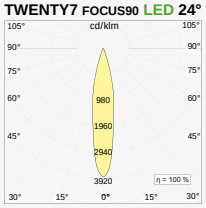

TWENTY7 FOCUS90 LED 38°

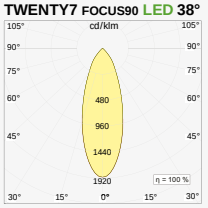

TWENTY 7 FRAME QUADRA FISSO - FIXED SQUARE FRAME

FISSO - FIXED

19

20

21

22

ORIENTABILE - DIRECTIONAL

23

24

25

26

27

Gruppo ottico dotato di speciale meccanismo di estrazione roto-traslante.

Optical group provided with proprietary design Soft Rotate & Slide extraction mechanism.

TWENTY7 FRAME QUADRA FISSO 19 - COVER CONICA BASSA

FIXED

13-20 | Ø 154 | Ø 120

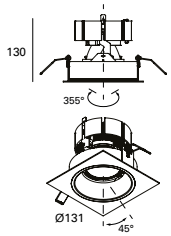

	W	mA	K	lm/Led	lm product / W 41°	CRI	A	Dim.	H	CODE	K	∡		Col.
LED	17 o 24,3	500	2700	1790	1316	>90	5.4	164x164	138	TW200.9	27 30 40	W	/	01 02 21 25
			3000	1925	1415									
			4000	2115	1555									
		700	2700	2370	1727		7.3							
			3000	2545	1854									
			4000	2800	2040									
	37,5	1050	2700	4180	3506	>90	10.1	164x164	160	TW201.9				
			3000	4346	3645									
			4000	4412	3700									

A+ LED incl. 1050 mA dc IP20 CE

Accessori - accessories : L105#: lente - lens

TWENTY7 FRAME QUADRA FISSO 20 - COVER CONICA ALTA

FIXED

13-20 | Ø 154 | Ø 120

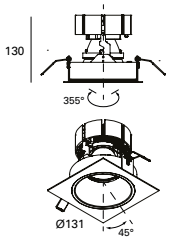

	W	mA	K	lm/Led	lm product / S 15°	F 24°	W 38°	CRI	A	Dim.	H	CODE	K	∡		Col.
LED	17 o 24,3	500	2700	1790	1004	1102	1578	>90	5.4	164x164	138	TW202.9	27 30 40	S F W	/	01 02 21 25
			3000	1925	1080	1185	1697									
			4000	2115	1187	1302	1865									
		700	2700	2370	1308	1352	2079		7.3							
			3000	2545	1404	1452	2233									
			4000	2800	1545	1597	2457									
	37,5	1050	2700	4180	2032	2237	3506	>90	10.1	164x164	160	TW203.9				
			3000	4346	2113	2326	3645									
			4000	4412	2145	2361	3700									

A+ LED incl. 1050 mA dc IP20 CE

Accessori - accessories : L085#.A: lente con anello - lens with ring

HOW TO CREATE THE CODE:

	CODE	K	∡		Col.
COMPULSORY CHOICE	###	27 30	S F	/	01 02
	BASE CODE	KELVIN	FASCIO/BEAM		COLOUR

TWENTY7 FRAME QUADRA FISSO 21 - COVER PIANA TONDA

FIXED

13-20 | Ø 154 | Ø 120

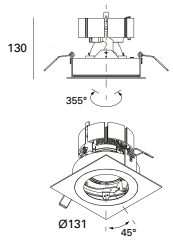

	W	mA	K	lm/Led	lm product / S 15°	lm product / F 21°	CRI	A	Dim.	H	CODE	K	∠		Col.
LED	17 o 24,3	500	2700	1790	1004	1102	>90	5.4	164x164	138	TW204.9	27 30 40	S F	/	01 02
			3000	1925	1080	1185									
			4000	2115	1187	1302									
		700	2700	2370	1308	1352		7.3							
			3000	2545	1404	1452									
			4000	2800	1545	1597									
	37,5	1050	2700	3530	1716	1889	>90	10.1	164x164	160	TW205.9				
			3000	3785	1840	2025									
			4000	4155	2020	2223									

Accessori - accessories : L105#: lente - lens

TWENTY7 FRAME QUADRA FISSO 22 - COVER PIANA QUADRA

FIXED

13-20 | Ø 154 | Ø 120

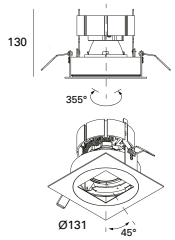

	W	mA	K	lm/Led	lm product / S 15°	lm product / F 21°	CRI	A	Dim.	H	CODE	K	∠		Col.
LED	17 o 24,3	500	2700	1790	1004	1102	>90	5.4	164x164	138	TW206.9	27 30 40	S F	/	01 02
			3000	1925	1080	1185									
			4000	2115	1187	1302									
		700	2700	2370	1308	1352		7.3							
			3000	2545	1404	1452									
			4000	2800	1545	1597									
	37,5	1050	2700	3530	1716	1889	>90	10.1	164x164	160	TW207.9				
			3000	3785	1840	2025									
			4000	4155	2020	2223									

Accessori - accessories : L105#: lente - lens

HOW TO CREATE THE CODE:

	CODE	K	∠		Col.
COMPULSORY CHOICE	###	27 30	S F	/	01 02
	BASE CODE	KELVIN	FASCIO/BEAM		COLOUR

K ° KELVIN



∠ FASCIO / BEAM



Col. COLORI / FINISHINGS

- **01** - bianco - white
- **02** - nero - black
- **21** - riflettore bianco cover cromo - white reflector, chrome cover
- **25** - riflettore nero, cover cromo - black reflector, chrome cover

DATI FOTOMETRICI | PHOTOMETRIC DATA

TWENTY 7+TW070 LED 15°

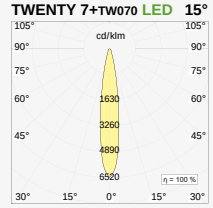

ACCESSORI | ACCESSORIES

L105#: lenti-lenses pag. 351

L085#.A: lenti-lenses pag. 351

FRAME QUADRA ORIENTABILE 23 - COVER CONICA ELLITTICA

DIRECTIONAL

13-20 | Ø 154 | Ø 120

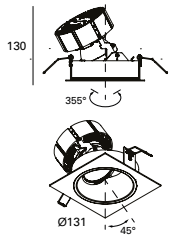

	W	mA	K	lm/Led	lm product / ∠ S 15°	F 24°	W 38°	CRI	A	Dim.	H	CODE	K	∠	Col.
LED	17 o 24,3	500	2700	1790	1004	1127	1578	>90	5.4	ø164	151	TW230.9	27 30 40	S F W	01 02 21 25
			3000	1925	1080	1212	1697								
			4000	2115	1187	1332	1865								
		700	2700	2370	1308	1514	2079		7.3						
			3000	2545	1404	1626	2233								
			4000	2800	1545	1789	2457								
	37,5	1050	2700	4180	2032	2237	3506	>90	10.1	ø164	172	TW231.9			
			3000	4346	2113	2326	3645								
			4000	4412	2145	2361	3700								

LED incl. 500 mA dc 700 mA dc III A IP20 CE

A+ LED incl. 1050 mA dc III A IP20 CE

Accessori - accessories : L085#.A: lente con anello - lens with ring

FRAME QUADRA ORIENTABILE 24 - COVER PIANA ELLITTICA

DIRECTIONAL

13-20 | Ø 154 | Ø 120

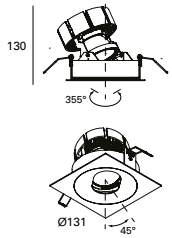

	W	mA	K	lm/Led	lm product / ∠ S 15°	CRI	A	Dim.	H	CODE	K	∠	Col.
LED	17 o 24,3	500	2700	1790	949	>90	5.4	ø164	151	TW232.9	27 30 40	S	01 02
			3000	1925	1021								
			4000	2115	1122								
		700	2700	2370	1257		7.3						
			3000	2545	1350								
			4000	2800	1485								
	37,5	1050	2700	4180	2032	>90	10.1	ø164	172	TW233.9			
			3000	4346	2113								
			4000	4412	2145								

LED incl. 500 mA dc 700 mA dc III A IP20 CE

A+ LED incl. 1050 mA dc III A IP20 CE

Accessori - accessories : L085#.A: lente con anello - lens with ring

FRAME QUADRA ORIENTABILE 25 - FOCUS 55 COVER CONICA

DIRECTIONAL

13-20 | Ø 154 | Ø 120

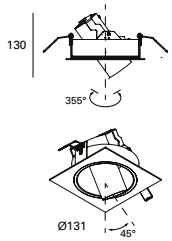

	W	mA	K	lm/Led	lm product / ∠ F 27°	W 46°	CRI	A	Dim.	H	CODE	K	∠	Col.
LED 2SDCM 50000h L90 B10 ta 25°C	12 o 18	350	2700	1325	1261	1265	>90	3.2	ø164	37+100	TW235.9	27 30 40	F W	01 02 21 25
			3000	1350	1285	1289								
			4000	1400	1333	1337								
		500	2700	1620	1546	1550	>90	5.1	ø164	37+100				
			3000	1650	1575	1579								
			4000	1750	1670	1675								

LED incl. 500 mA dc III A IP20 CE

	W	mA	K	lm/Led	lm product / ∠ W 38°	CRI	Dali	A	Dim.	H	CODE	Col.
LEDWarm Dimming 1800-3000K	12	350	3000	1045	936	>90	x	WD	164x164	130	TW235.WDW	01 02 21 25

A+ LED incl. III A IP20 CE

Dimmerabile da 3000K a 1800K Driver da abbinare AE1050.18CD.MP

Accessori - accessories : L055#.A: lente con anello - lens with ring

FRAME QUADRA ORIENTABILE 26 - FOCUS 55 COVER PIANA

DIRECTIONAL

13-20 | Ø 154 | Ø 120

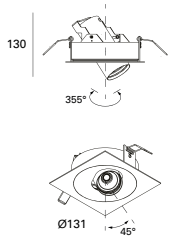

	W	mA	K	lm/Led	lm product / ∡ F 27°	W 46°	CRI	A	Dim.	H	CODE	K	∡		Col.
LED 2SDCM 50000h L90 B10 ta 25°C	12 o 18	350	2700	1350	1285	1289	>90	3.2	164X164	37+100	TW234.9	27 30 40	F W	/	01 02
			3000	1350	1285	1289									
			4000	1400	1333	1337									
		500	2700	1650	1575	1579	>90	5.1	164X164	37+100					
			3000	1650	1575	1579									
			4000	1750	1670	1675									

A+ LED incl. 500 mA dc IP20 CE

	W	mA	K	lm/Led	lm product / ∡ W 38°	CRI	Dali	A	Dim.	H	CODE		Col.
LED Warm Dimming 1800-3000K	12	350	3000	1045	936	>90	x	WD	164x164	130	TW234.WDW	/	01 02

A+ LED incl. IP20 CE

Dimmerabile da 3000K a 1800K Driver da abbinare AE1050.18CD.MP

FRAME QUADRA ORIENTABILE 27 - FOCUS 90

DIRECTIONAL

13-20 | Ø 154 | Ø 120

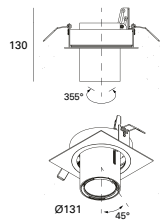

	W	mA	K	lm/Led	lm product / ∡ S 15°	F 24°	W 38°	CRI	A	Dim.	H	CODE	K	∡		Col.
LED	17 o 24,3	500	2700	1790	1438	1530	1609	>90	5.4	164X164	133+92	TW236.9	27 30 40	S F W	/	01 02
			3000	1925	1547	1645	1730									
			4000	2115	1699	1807	1901									
		700	2700	2370	1904	2025	2130		7.3							
			3000	2545	2045	2175	2287									
			4000	2800	2250	2383	2516									
	37,5	1000	2700	4180	2032	2237	3506	>90	10.1	164X164	133+92	TW237.9				
			3000	4346	2113	2326	3645									
			4000	4412	2145	2361	3700									

LED incl. 500 mA dc 700 mA dc IP20 CE

A+ LED incl. 1050 mA dc IP20 CE

Accessori - accessories : L085#.A: lente con anello - lens with ring

Col. COLORI / FINISHINGS

- **01** - bianco - white
- **02** - nero - black
- **21** - riflettore bianco cover cromo - white reflector, chrome cover
- **25** - riflettore nero, cover cromo - black reflector, chrome cover

K ° KELVIN

∡ FASCIO / BEAM

DATI FOTOMETRICI | PHOTOMETRIC DATA

TWENTY7 FOCUS90 LED 15°

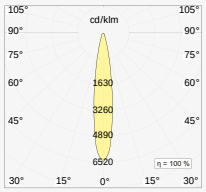

TWENTY7 FOCUS90 LED 24°

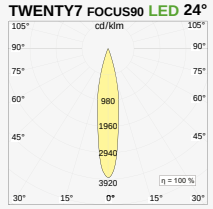

TWENTY7 FOCUS90 LED 38°

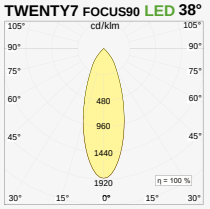

ACCESSORI | ACCESSORIES

L105#: lenti-lenses pag. 419

L055#.A - L085#.A: lenti-lenses pag. 419

Accessori- Accessories

LENTE CON ANELLO

LENS WITH RING - LENTE CON ANILLO

	Dim.	Kg	CODE		Col.
LENTE SATINATA CON ANELLO / SATIN LENS WITH RING / LENTE SATINADA CON ANILLO	ø85	0,025	**L085S.A**	/	01 02

	Dim.	Kg	CODE		Col.
LENTE ELISSOIDALE CON ANELLO / ELIPSOID LENS/ WITH RING/LENTE ELIPSOIDAL	ø85	0,025	**L085E.A**	/	01 02

	Dim.	Kg	CODE		Col.
LENTE ASIMMETRICA CON ANELLO / ASYMMETRIC LENS/ LENTE ASIMÉTRICA	ø85	0,025	**L085A..A**	/	01 02

	Dim.	Kg	CODE		Col.
FILTRO NIDO D'APE/ HONEY COMB LOUVER WITH RING/ REJILLA DE NIDO DE ABEJA	ø85	0,025	**L085R.A**	/	01 02

Adatto a tutti i tipi di sorgenti Con l'utilizzo di questa lente varia il grado di protezione del prodotto da IP54 a IP20
Suitable for all sources . The use of this lens varies the degree of protection from IP54 to IP20.

	Dim.	Kg	CODE		
LENTE SATINATA / SATINED LENS	Ø 55	0,01	L055S.A		

	Dim.	Kg	CODE		
LENTE ELISSOIDALE / ELIPSOID LENS	Ø 55	0,01	L055E.A		

	Dim.	Kg	CODE		
LENTE ASIMMETRICA / ASYMMETRIC LENS	Ø 55	0,01	L055A.A		

	Dim.	Kg	CODE		
FILTRO NIDO D'APE/ HONEY COMB LOUVER	Ø 55	0,01	L055R.A		

LIGHT-DRUM

IT Apparecchio da incasso a soffitto, rasato a scomparsa totale trimless, composto da un box di copertura in metallo verniciato di sezione cilindrica da fissare, stuccare e rasare nel cartongesso. Da completare con proiettori orientabili, da agganciare al box con magneti, per sorgenti LED professionali (incluse) o per lampade alogene/LED QR-CB 51 e QR-LP 111 12V/230V, QPAR16. Da completare con i gruppi di alimentazione 12V/230V o 230V/240V indicati.

EN Trimless recessed downlight made of a painted cylindrical metal cover box to fix and plaster into the plasterboard false-ceiling. To complete with directional projectors, to fix to the metal box, for 12V/230V QR-CB 51 and QR-LP 111 12V/230V or 230 V QPAR16 LED/halogen lamps. To complete with 12V/230V transformer or 230V/240V control-gear box reported.

DE Randloses Einbau-Downlight mit einem lackierten zylindrischen Metallgehäuse zur Befestigung und Verspachtelung in Hohldecken aus Gipskarton. Zu ergänzen um ausrichtbare Strahler, die sich im Metallgehäuse befestigen lassen, für LED-lampen für professionelle LED Quellen (enthalten) oder für Halogenlampen /LED des Typs QR-CB 51 (12 V/230 V) und QR-LP 111 (12 V/230 V) oder QPAR16 (230 V). Zu ergänzen um 12V-/230V Transformator oder 230V/240V-Steuergerät (angegeben)+.

ES Aparato para empotrar en techo, totalmente enrasado, trimless, compuesto por una caja en metal barnizado de forma cilíndrica para fijar, enyesar y enrasar en el cartón-yeso. Se complementa con proyectores orientables, que se enganchan en la caja con imanes, para LED profesionales (incluidos) o para lámparas halógenas(LED QR-CB-51 y QR-LP111 12V/230V, QPAR16y. A complementar con los grupos de alimentación 12V/230V o 230V/240V indicados.

FR Spot encastrable sans colerette constitué d'un boîtier à couvercle métallique cylindrique peint à fixer et plâtrer dans le faux-plafond en placoplâtre. A compléter avec des projecteurs directionnels, à fixer sur le boîtier métallique, pour les lampes LED pour sources led professionnelles (incluses) ou pour lampes halogènes/LED QR-CB 51 ou 230V/240V et QR-LP 111 de 12 V/230 V ou QPAR16. A compléter avec le transformateur de 12 V/230 V indiqué.

LIGHT-DRUM STRUTTURA

BOX

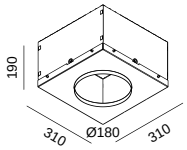

	CODE		Col.
	DRUM	/	02

LIGHT-DRUM PROIETTORI

PROJECTORS

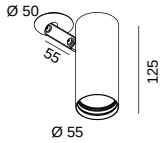

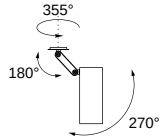

	W	mA	K	lm/Led	lm product / ∠ F 27°	lm product / ∠ W 46°	CRI	A	Dim.	H	CODE	K	∠		Col.
LED 2SDCM 50000h L90 B10 ta 25°C	12 o 18	350	2700	1325	1261	1265	>90	3.2	ø55	125	DR52.9	27 30 40	F W	/	02
			3000	1350	1285	1289									
			4000	1400	1333	1337									
		500	2700	1620	1546	1550	>90	5.1	ø55	125					
			3000	1650	1575	1579									
			4000	1750	1670	1675									

A+ LED 350 mA dc III A IP20 CE

	W	mA	K	lm/Led	W 38°	CRI	A	Dim.	H	CODE		Col.
LED Warm Dimming 1800-3000K	12	350	3000	1045	936	>90	WD	ø55	125	DR52.WDW	/	02

A+ LED III A IP20 CE Dimmerabile da 3000K a 1800K

	W	A	Dim.	H	CODE		Col.
QR-CB51 GU5,3 12V	1x max 50	T.1	ø55	125	DR51Q	/	02

A+L→D 12V ac III A IP20 CE **Accessori - Accessories** L055#.A lente con anello - lens with ring

	W	Dim.	H	CODE		Col.
QPAR16 GU10 230V	1x max 50	ø55	125	DR51G	/	02

A+L→D 230V ac IP20 CE

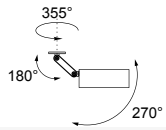

	W	A	Dim.	CODE		Col.
QR-LP 111 G53 12V	max 1x60	T.2	ø115	DR50	/	02

B→C 12V ac III A IP20 CE IP20 IP23

K ° KELVIN

∠ FASCIO / BEAM

ACESSORI | ACCESSORIES

L055#.A: lenti - lens page 419

Col. COLORI / FINISHINGS

02 - nero - black

DATI FOTOMETRICI | PHOTOMETRIC DATA

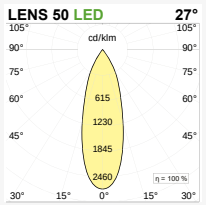

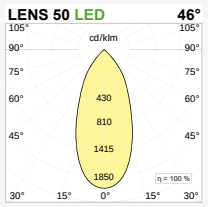

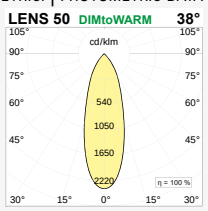

La fusione di due funzioni in un unico apparecchio da incasso professionale.
MOVE reinventa il classico incasso cardanico orientabile, unendo in un'unica tipologia di apparecchio due funzioni distinte: quella del classico apparecchio da incasso orientabile sia sull'asse orizzontale che su quello verticale e quella del proiettore da incasso con gruppo ottico di forma cilindrica, non solo orientabile sui due assi, ma anche estraibile. Le due tipologie di apparecchio sono installabili sullo stesso corpo lampada – da installare in controsoffitto – mediante sistema a calamita Click and Play di fissaggio e sgancio. Il corpo lampada, di forma quadrata, può alloggiare uno o due apparecchi, anche misti tra i due sopra elencati. Disponibile in versione a scomparsa totale o con cornice di battuta. LED chip on board, ottiche spot, flood e wide. Accessori: lenti Fresnel, satinata, ellissoidale, asimmetrica e griglia antiabbagliamento.

The merge of two lighting functions in one downlighter.
With MOVE, Lucifero's reinvents the traditional adjustable cardanic downlighter, merging in one fixture two distinct functions: that of the traditional cardanic downlighter, adjustable on the horizontal and on the vertical axis and that of the recessed projector, not only adjustable but also extractable. The two "functions" are incorporated within two different optical groups, but both can be installed, according to the desired function, onto the same fixture's body, thanks to a tool-free Click&Play magnetic lock-unlock system. The fixture's body can host one or two optical groups, of the same type of mixed, and is available with frame or trimless. Chip on board,LED – Optics: spot, flood and wide. Accessories: frosted, asymmetrical, ellipsoidal, Fresnel lenses and honey-comb louvre

Zwei Funktionen in einer einzigen professionellen Einbauausführung.
MOVE erfindet die orientierbare kardanische Einbauausführung neu, dank der Kombination von zwei unterschiedlichen Funktionen in einem einzigen Gerät: die um vertikale und horizontale Achse orientierbare Einbauausführung und der Strahler mit der um beide Achsen orientierbaren und herausziehbaren optischen Zylindereinheit. Die zwei Varianten können auf dieselbe Lampe eingebaut werden – in Zwischendecke einzubauen – mit Click and Play Befestigungs- und Auslösungsmagnetsystem. Der viereckige Lampenkörper kann ein oder zwei Geräte oder auch eine Kombination zwischen den zwei oben genannten Versionen enthalten. Zur Verfügung sind entweder eine Variante, die auch komplett verschwinden kann, oder eine Ausführung mit Rahmen. Chip-On-Board LED, optisches Spot-Licht, flood und wide. Zubehörteile: Fresnel-Linse, satinierte, elliptische, asymmetrische Linse und Blendungsraster.

MOVE

ES La fusión de dos funciones en un único aparato para empotrar profesional.
MOVE reinventa el clásico empotrado de cardan orientable, uniendo en un solo tipo de aparato dos funciones distintas: la del aparato clásico para empotrar orientable, tanto en el eje horizontal como en el vertical y la del proyector para empotrar con el grupo óptico de forma cilíndrica, no solo se puede orientar en ambos ejes, sino también es extraíble. Los dos tipos de aparato se pueden instalar en el mismo cuerpo de la lámpara -para montar en falso techo- mediante el sistema magnético Click and Play de fijación y desenganche. El cuerpo de la lámpara, de forma cuadrada, puede alojar uno o dos aparatos, incluso combinados de los dos antes mencionados. Disponible en las versiones totalmente empotrada o con marco de tope. LED chip on board, óptica spot, flood y wide. Accesorios: lentes Fresnel, satinada, elipsoidal, asimétrica y rejilla antideslumbramiento.

FR La fusion de deux fonctions en un seul appareil encastré professionnel
MOVE réinvente l'encastrement classique à cardan orientable, en conjuguant dans une seule typologie d'appareil deux fonctions distinctes: celle de l'appareil classique encastré orientable soit sur l'axe horizontal soit sur l'axe vertical et celle du projecteur encastré avec une optique en forme cylindrique, non seulement orientable sur les deux axes, ma également extractible. Les deux typologies d'appareil peuvent être montées sur le même corps de lampe – à monter au faux plafond – au moyen d'un système à aimants Click and Play de fixation et déclenchement. Le corps de lampe, en forme carrée, peut loger un ou deux appareils, même mélangés entre les deux susmentionnés. Disponible en version totalement escamotable ou avec bordure de battue. LED chip on board, optiques spot, flood et wide. Accessoires: lentille Fresnel, satinée, ellipsoïde, asymétrique et grille anti-éblouissement.

MOVE EKO

MOVE MINIMAL

MOVE FRAME

MOVE SYSTEM

MOVE MINIMAL

MOVE FRAME

1

ANELLO
RING

Minimal 1 / MInimal 1 Minimal 2 / MInimal 2

Frame 1 / Frame 1 Frame 2 / Frame 2

2

GRUPPO OTTICO/
OPTIC GROUP

LED
Cardanico/ Cardanic

LED
Telescopico /Telescopic

3

RIFLETTORE/
RIFLECTOR

4

GRUPPO CARDANICO/
CARDANIC KIT

1 Dissipatore con disegno esclusivo / Heat sink with exclusive design
2 Modulo Led ad alta resa cromatica / High color rendering index Led module
3 Riflettore intercambiabile ad aggancio rapido / Easy lock interchangeable reflector
4 Schermo trasparente /Transparent diffuser
5 Corpo ottico cardanico con magneti / Cardanic optic body with magnets
6 Corpo ottico focus con magneti / Focus optic body with magnets

ACCESSORI / ACCESSORIES

A Diffusore satinato / Satin diffuser L105S
B Lente Elissoidale / Elipsoid Lens L105E
C Lente Fresnel / Fresnel Lens L105F
D Lente Asimmetrica 15° / Asymmetric Lens 15° L105A
E Filtro nido d'ape / Honey comb louver L105R

PANINO GIUSTO MILANO - ITALY
PROJECT ARCH.G.ZARDINI
PHOTO R.MONTILLO

PANINO GIUSTO MILANO - ITALY
PROJECT ARCH. G.ZARDINI
PHOTO R.MONTILLO

MOVE EKO

Programma di incassi orientabili a soffitto per sorgenti LED Chip On Board integrate. Cornice di battuta di forma quadrata, ad uno o due vani. Gruppo ottico orientabile di 355° sull'asse verticale e +/-20° sull'asse orizzontale. Corpo lampada e gruppo ottico in lamiera di acciaio verniciato. Riflettore metallizzato in alluminio purissimo 99,99%. Accessori: lenti satinata, asimmetrica, ellissoidale, Fresnel in policarbonato e griglia a nido d'ape antiabbagliamento in alluminio anodizzato nero. Grado di protezione IP20/23.

Recessed adjustable downlighters programme for chip on board LED sources. Square frame 1x and 2x. Optical group 355° vertically and +/-20° horizontally adjustable. Fixture's body and optical group in painted steel. Reflector coated with 99,99% pure aluminum. Accessories: Fresnel, frosted, asymmetrical, ellipsoidal lenses in polycarbonate, and honeycomb grid anodized black aluminum. Degree of protection IP20/23.

Orientierbare Deckeneinbaugeräte für Chip-On-Board LED. Viereckiger Rahmen, mit einem oder zwei Räumen. Optische Einheit orientierbar 355° um die vertikale Achse und +/-20° um die horizontale Achse. Körper und optische Einheit aus lackiertem Aluminium. Metallstrahler aus reinem Aluminium 99,9%. Zubehörteile: satinierte, elliptische, asymmetrische Linse und Fresnel-Linse aus Polycarbonat und Wabenraster (blendfreies Licht) aus schwarz eloxiertem Aluminium. Schutzart IP20/23.

Programa de empotrables orientables de techo para fuentes LED Chip On Board integradas. Marco de tope de forma cuadrada, con uno o dos compartimentos. Grupo óptico orientable de 355° en el eje vertical y +/-20° en el eje horizontal. Cuerpo de la lámpara y grupo óptico en chapa de acero pintado. Reflector metalizado de aluminio puro 99,99%. Accesorios: lente satinada, asimétrica, elipsoidal, Fresnel de policarbonato y rejilla de nido de abeja antideslumbramiento de aluminio anodizado negro. Grado de protección IP20/23.

Programme d'encastrements orientables à plafond pour sources LED Chip On Board intégrées. Colerette en forme carrée, ayant un ou deux compartiments. Optique orientable de 355° sur l'axe vertical et +/-20° sur l'axe horizontal. Corps de lampe et groude optique en tôle d'acier peint. Réflecteur métallisé en aluminium très pur 99,99%. Accessoires: lentille satinée, asymétrique, ellipsoïde, Fresnel en polycarbonate et grille à nid d'abeilles anti-éblouissement en aluminium anodisé noir. Degré de protection IP20/23.

MOVE EKO1

13-20 | 165x165

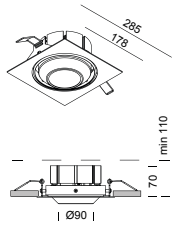

	W	mA	K	lm/Led	lm product / S 15°	F 24°	W 38°	CRI	A	Dim.	H	CODE	K	∡		Col.
LED 3SDCM 50000h L90 B10 ta 25°	17	500	2700	1790	1438	1530	1609	95	5.4	178x178	70	MV100.9	27 30 40	S F W	/	01 02
			3000	1925	1546	1645	1730									
			4000	2115	1699	1807	1901									
	24,3	700	2700	2370	1904	2011	2095		7.3							
			3000	2545	2045	2160	2250									
			4000	2800	2250	2376	2475									

A+ LED 500 mA dc III A IP20 CE

Accessori - accessories: L085#: Lente ø85 | Lens ø85

MOVE EKO2

13-20 | 165x318

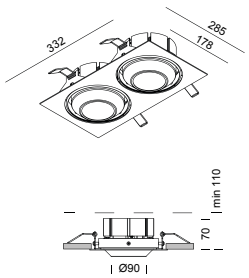

	W	mA	K	lm/Led	lm product / S 15°	F 24°	W 38°	CRI	A	Dim.	H	CODE	K	∡		Col.
LED 3SDCM 50000h L90 B10 ta 25°	2x17	500	2700	3580	2875	3059	3217	95	5.4	332x178	70	MV200.9	27 30 40	S F W	/	01 02
			3000	3850	3092	3290	3460									
			4000	4230	3397	3615	3802									
	2x24,3	700	2700	4740	3809	4023	4190		7.3							
			3000	5090	4090	4320	4500									
			4000	5600	4500	4753	4950									

A+ LED 500 mA dc III A IP20 CE

Accessori - accessories: L085#: Lente ø85 | Lens ø85

HOW TO CREATE THE CODE:

COMPULSORY CHOICE

CODE	K	∡		Col.
###	27 30	S F	/	01 02
BASE CODE	KELVIN	FASCIO/BEAM		COLOUR

K ° KELVIN

∡ FASCIO / BEAM



ACCESSORI | ACCESSORIES

L085# page 438

DATI FOTOMETRICI | PHOTOMETRIC DATA

LENS 90 LED 15°

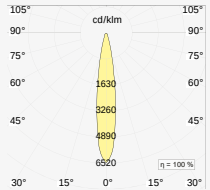

LENS 90 LED 24°

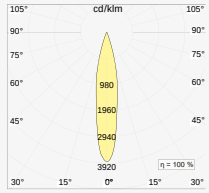

LENS 90 LED 38°

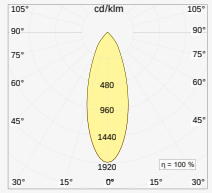

MOVE 38°+L085E.A LED

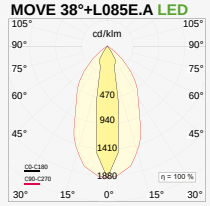

MOVE 38°+L085A.A LED

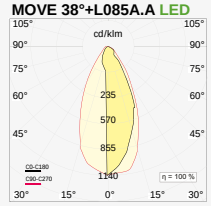

Col. COLORI / FINISHINGS

- 01 - bianco - white
- 02 - nero - black

Programma di incassi e proiettori da incasso a soffitto per sorgenti LED Chip On Board integrate. Studiato per ottenere, mediante la semplice aggiunta di accessori al corpo lampada, due diverse soluzioni illuminotecniche: incasso orientabile e proiettore da incasso orientabile ed estraibile. Disponibili in versione rasata a scomparsa totale e con cornice di battuta, di forma quadrata, ad uno o due vani. Incasso cardanico: orientabile di 355° sull'asse verticale e +/-20° sull'asse orizzontale. Proiettore focus: estraibile ed orientabile di 355° sull'asse verticale e +/-55° sull'asse orizzontale, grazie ad uno speciale meccanismo roto-traslante. Corpo lampada da incassare a soffitto in alluminio verniciato. Gruppo ottico, in alluminio verniciato, provvisto di sistema Click and Play di fissaggio e sgancio con il corpo lampada, mediante calamite tubolari e di cavo di acciaio di sicurezza. Riflettore metallizzato in alluminio purissimo 99,99%. Accessori: lenti Fresnel, satinata, asimmetrica, ellissoidale in policarbonato e griglia a nido d'ape antiabbagliamento in alluminio anodizzato nero. Grado di protezione IP20/23.

Recessed downlighters and projectors programme for chip on board LED sources. Conceived to get, by the insertion of accessories into the fixture body, two different lighting solutions: adjustable downlighter and extractable and adjustable projector. Available with frame and in trimless version, 1x and 2x. Recessed cardanic downlighter: 355° vertically and +/20° horizontally adjustable optical group. Focus projector: extractable and 355° vertically and +/-55° horizontally adjustable, thanks to a patented Soft Rotate & Slide mechanism. Fixture's body in painted aluminum. Optical group, in painted aluminum, provided with Click&Play magnetic lock-unlock system to the fixture's body and safety steel cable. Accessories: Fresnel, satin, asymmetrical, ellipsoidal lenses in polycarbonate and honeycomb grid anodized black aluminum.. Degree of protection IP20/23.

Zwei Funktionen in einer einzigen professionellen Einbauausführung. MOVE erfindet die orientierbare kardanische Einbauausführung neu, dank der Kombination von zwei unterschiedlichen Funktionen in einem einzigen Gerät: die um vertikale und horizontale Achse orientierbare Einbauausführung und der Strahler mit der um beide Achsen orientierbaren und herausziehbaren optischen Zylindereinheit. Die zwei Varianten können auf dieselbe Lampe eingebaut werden – in Zwischendecke einzubauen – mit Click and Play Befestigungs- und Auslösungsmagnetsystem. Der viereckige Lampenkörper kann ein oder zwei Geräte oder auch eine Kombination zwischen den zwei oben genannten Versionen enthalten. Zur Verfügung sind entweder eine Variante, die auch komplett verschwinden kann, oder eine Ausführung mit Rahmen. Chip-OnBoard LED, optisches Spot-Licht, flood und wide. Zubehörteile: Fresnel-Linse, satinierte, elliptische, asymmetrische Linse und Blendungsraster.

MOVE

Programa de empotrables y proyectores para empotrar al techo para fuentes LED Chip On Board integradas. Diseñado para lograr, mediante la simple adición de accesorios al cuerpo de la lámpara, dos soluciones diferentes de iluminación: de montaje empotrado orientable y proyector para empotrar orientable y extraíble. Disponible en la versión a ras totalmente empotrable y con marco de tope, de forma cuadrada, con uno o dos compartimentos. Empotrado de cardan orientable de 355° en el eje vertical y +/-20° en el eje horizontal. Proyector focus: extraíble y orientable de 355° en el eje vertical y +/-55° en el eje horizontal, gracias a un especial mecanismo rototraslante. Cuerpo de la lámpara para empotrar en el techo de aluminio pintado. Grupo óptico, de aluminio pintado, con sistema Click and Play de fijación y desenganche del cuerpo de la lámpara, por medio de imanes tubulares y un cable de seguridad de acero. Reflector metalizado de aluminio puro 99,99%. Accesorios: lentes Fresnel, satinada, asimétrica, elipsoidal, de policarbonato y rejilla de nido de abeja antideslumbramiento de aluminio anodizado negro. Grado de protección IP20/23.

La fusion de deux fonctions en un seul appareil encastré professionnel MOVE réinvente l'encastrement classique à cardan orientable, en conjuguant dans une seule typologie d'appareil deux fonctions distinctes: celle de l'appareil classique encastré orientable soit sur l'axe horizontal soit sur l'axe vertical et celle du projecteur encastré avec une optique en forme cylindrique, non seulement orientable sur les deux axes, ma également extractible. Les deux typologies d'appareil peuvent être montées sur le même corps de lampe – à monter au faux plafond – au moyen d'un système à aimants Click and Play de fixation et déclenchement. Le corps de lampe, en forme carrée, peut loger un ou deux appareils, même mélangés entre les deux susmentionnés. Disponible en version totalement escamotable ou avec bordure de battue. LED chip on board, optiques spot, flood et wide. Accessoires: lentille Fresnel, satinée, ellipsoïde, asymétrique et grille anti-éblouissement.

MOVE MINIMAL C

8-30 | 162x162

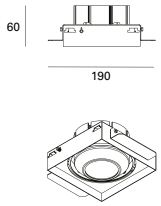

	W	mA	K	lm/Led	lm product / S 15°	F 24°	W 38°	CRI	A	Dim	H	CODE	K	∡		Col.
LED			2700	1790	1438	1530	1609									
	17	500	3000	1925	1546	1645	1730	>90	5.4							
			4000	2115	1699	1807	1901			190x190	60	MVM01.9	27 30 40	S F W	/	01 02
			2700	2370	1904	2011	2095									
	24,3	700	3000	2545	2045	2160	2250	>90	7.3							
			4000	2800	2250	2376	2475									

A+ LED incl. 500 mA dc 700 mA dc

Accessori - accessories
L074# lenti - lenses

MOVE MINIMAL CC

8-30 | 162x318

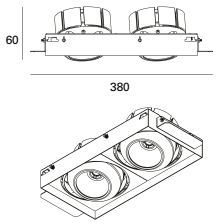

	W	mA	K	lm/Led	lm product / S 15°	F 24°	W 38°	CRI	A	Dim	H	CODE	K	∡		Col.
LED			2700	3580	2875	3059	3217									
	2x17	500	3000	3850	3092	3290	3460	>90	5.4							
			4000	4230	3397	3615	3802			380x190	60	MVM02.9	27 30 40	S F W	/	01 02
			2700	4740	3809	4023	4190									
	2x24,3	700	3000	5090	4090	4320	4500	>90	7.3							
			4000	5600	4500	4753	4950									

A+ LED incl. 500 mA dc 700 mA dc

Accessori - accessories
L074# lenti - lenses

K ° KELVIN

∡ FASCIO / BEAM



Col. COLORI / FINISHINGS

01 - bianco - white
02 - nero - black

ACCESSORI | ACCESSORIES

L074# page 438

L085#.A page 438

DATI FOTOMETRICI | PHOTOMETRIC DATA

LENS 90 LED 15°

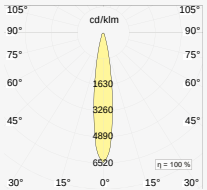

LENS 90 LED 24°

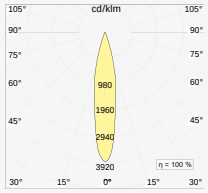

LENS 90 LED 38°

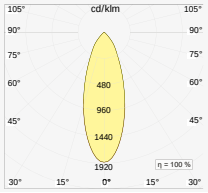

MOVE 38°+L085E.A LED

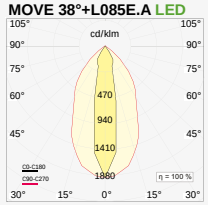

MOVE 38°+L085A.A LED

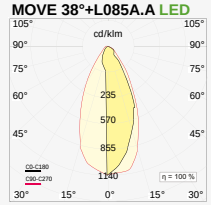

MOVE MINIMAL F

8-30 | 162x162

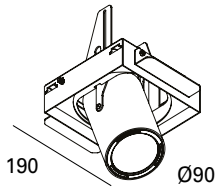

	W	mA	K	lm/Led	lm product / ∠ S 15°	F 24°	W 38°	CRI	A	Dim. mm	H mm	CODE	K	∠		Col.
LED	17 o 24,3	500	2700	1790	1438	1530	1609	>90	5.4	190x190	60	MVM10.9	27 30 40	S F W	/	01 02
			3000	1925	1546	1645	1730									
			4000	2115	1699	1807	1901									
		700	2700	2370	1904	2011	2095		7.3							
			3000	2545	2045	2160	2250									
			4000	2800	2250	2376	2475									
	37,5	1050	2700	4180	4180	4180	4180	>90	10.1	190x190	60	MVM11.9				
			3000	4346	4346	4346	4346									
			4000	4412	4412	4412	4412									

Accessori - Accessories
L085#.A: lenti con Anello diam.85 + asimmetrica lens with ring diam.85

MOVE MINIMAL FF

8-30 | 162x318

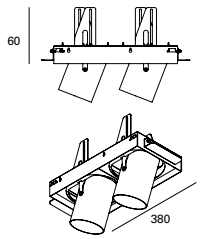

	W	mA	K	lm/Led	lm product / ∠ S 15°	F 24°	W 38°	CRI	A	Dim. mm	H mm	CODE	K	∠		Col.
LED	2x17 o 2x24,3	500	2700	3580	2875	3059	3217	>90	5.4	380x190	60	MVM20.9	27 30 40	S F W	/	01 02
			3000	3850	3092	3290	3460									
			4000	4230	3397	3615	3802									
		700	2700	4740	3809	4023	4190		7.3							
			3000	5090	4090	4320	4500									
			4000	5600	4500	4753	4950									
	2x37,5	1050	2700	8360	8360	8360	8360	>90	10.1	380x190	60	MVM21.9				
			3000	8692	8692	8692	8692									
			4000	8824	8824	8824	8824									

Accessori - Accessories
L085#.A: lenti con Anello diam.85 + asimmetrica lens with ring diam.85 -

HOW TO CREATE THE CODE:

	CODE	K	∠		Col.
COMPULSORY CHOICE	###	27 30	S F	/	01 02
	BASE CODE	KELVIN	FASCIO/BEAM		COLOUR

MOVE MINIMAL CF

8-30 | 162x318

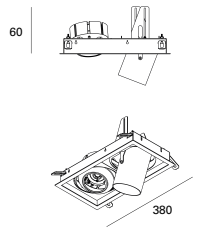

lm product / ∡

	W	mA	K	lm/Led	S 15°	F 24°	W 38°	CRI	A	Dim.mm	H mm	CODE	K	∡		Col.
LED	2x17 o 2x24,3		2700	3580	2875	3059	3217			380x190	60	MVM30.9	27 30 40	S F W	/	01 02
		500	3000	3850	3092	3290	3460	>90	5.4							
			4000	4230	3397	3615	3802									
			2700	4740	3809	4023	4190									
		700	3000	5090	4090	4320	4500	>90	7.3							
			4000	5600	4500	4753	4950									

A+ LED 500 mA dc 700 mA dc

Accessori - accessories
L074#: lente - Lens
L085#.A: Lente con anello - Lens with ring

HOW TO CREATE THE CODE:

COMPULSORY CHOICE

CODE	K	∡		Col.
###	27 30	S F	/	01 02

BASE CODE — KELVIN — FASCIO/BEAM — COLOUR

K ° KELVIN

Col. COLORI / FINISHINGS

01 - bianco - white
02 - nero - black

ACCESSORI | ACCESSORIES

L074# page 438

L085#.A page 438

DATI FOTOMETRICI | PHOTOMETRIC DATA

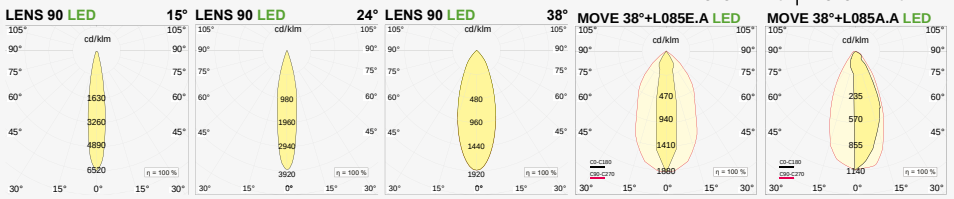

MOVE FRAME C

8-30 | 165x165

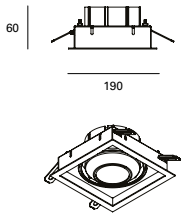

lm product / ∠

	W	mA	K	lm/Led	S 15°	F 24°	W 38°	CRI	A	Dim.mm	H mm	CODE	K	∠		Col.
LED	17 o 24,3	500	2700	1790	1438	1530	1609	>90	5.4	190x190	60	MVF01.9	27 30 40	S F W	/	01 02
			3000	1925	1546	1645	1730									
			4000	2115	1699	1807	1901									
		700	2700	2370	1904	2011	2095	>90	7.3							
			3000	2545	2045	2160	2250									
			4000	2800	2250	2376	2475									

A+ LED 500 mA dc 700 mA dc

Accessori - accessories
L074#: lenti - lenses

MOVE FRAME CC

8-30 | 164X340

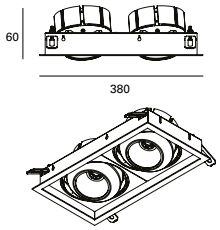

lm product / ∠

	W	mA	K	lm/ Led	S 15°	F 24°	W 38°	CRI	A	Dim.mm	H mm	CODE	K	∠		Col.
LED	2x17 o 2x24,3	500	2700	3580	2875	3059	3217	>90	5.4	380x190	60	MVF02.9	27 30 40	S F W	/	01 02 13 14
			3000	3850	3092	3290	3460									
			4000	4230	3397	3615	3802									
		700	2700	4740	3809	4023	4190		7.3							
			3000	5090	4090	4320	4500									
			4000	5600	4500	4753	4950									

A+ LED 500 mA dc 700 mA dc

Accessori - accessories
L074#: lenti - lenses

MOVE FRAME F

8-30 | 162x162

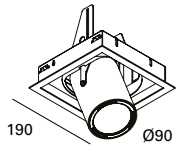

	W	mA	K	lm/Led	lm product / ∡ S 15°	F 24°	W 38°	CRI	A	Dim. mm	H mm	CODE	K	∡		Col.
LED	17 o 24,3	500	2700	1790	1438	1530	1609	>90	5.4	190x190	60	MVF10.9	27 30 40	S F W	/	01 02
		500	3000	1925	1546	1645	1730									
		500	4000	2115	1699	1807	1901									
		700	2700	2370	1904	2011	2095									
		700	3000	2545	2045	2160	2250		7.3							
		700	4000	2800	2250	2376	2475									
	37,5	1050	2700	4180	4180	4180	4180	>90	10.1	190x190	60	MVF11.9				
		1050	3000	4346	4346	4346	4346									
		1050	4000	4412	4412	4412	4412									

Accessori - accessories
L085#.A: lenti con Anello diam.85 + asimmetrica lens with ring diam.85

MOVE FRAME FF

8-30 | 162x318

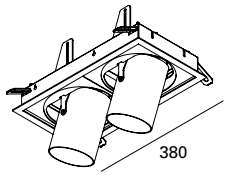

	W	mA	K	lm/Led	lm product / ∡ S 15°	F 24°	W 38°	CRI	A	Dim. mm	H mm	CODE	K	∡		Col.
LED	2x17 o 2x24,3	500	2700	3580	2875	3059	3217	>90	5.4	380x190	60	MVF20.9	27 30 40	S F W	/	01 02
		500	3000	3850	3092	3290	3460									
		500	4000	4230	3397	3615	3802									
		700	2700	2370	1904	2011	2095									
		700	3000	2545	2045	2160	2250		7.3							
		700	4000	2800	2250	2376	2475									
	2x37,5	1050	2700	8360	8360	8360	8360	>90	10.1	380x190	60	MVF21.9				
		1050	3000	8692	8692	8692	8692									
		1050	4000	8824	8824	8824	8824									

Accessori - accessories
L085#.A: lenti con Anello diam.85 + asimmetrica lens with ring diam.85

HOW TO CREATE THE CODE:

	CODE	K	∡		Col.
COMPULSORY CHOICE	###	27 30	S F	/	01 02
	BASE CODE	KELVIN	FASCIO/BEAM		COLOUR

MOVE FRAME CF

8-30 | 164X340



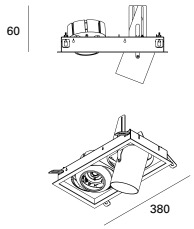

lm product / ∠

	W	mA	K	lm/Led	S 15°	F 24°	W 38°	CRI	A			CODE	K	∠		Col.
LED	2x17 o 2x24,3	500	2700	3580	2875	3059	3217	>90	5.4	380x190	60	MVF30.9	27 30 40	S F W	/	01 02
			3000	3850	3092	3290	3460									
			4000	4230	3397	3615	3802									
			2700	4740	3809	4023	4190									
		700	3000	5090	4090	4320	4500		7.3							
			4000	5600	4500	4753	4950									

A+ LED IP67 500 mA dc 700 mA dc

Accessori - accessories
L074#: lenti - lenses
L085#.A: lenti - lenses

HOW TO CREATE THE CODE:

	CODE	K	∠		Col.
COMPULSORY CHOICE	###	27 30	S F	/	01 02
	BASE CODE	KELVIN	FASCIO/BEAM		COLOUR

K ° KELVIN

∠ FASCIO / BEAM

Col. COLORI / FINISHINGS

- 01 - bianco - white
- 02 - nero - black

ACCESSORI | ACCESSORIES

L074# page 438

L085#.A page 438

DATI FOTOMETRICI | PHOTOMETRIC DATA

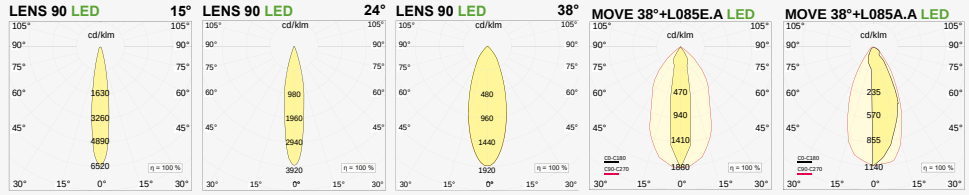

Accessori- Accessories

LENTE CON ANELLO

LENSES WITH RING

	Dim.	Kg	CODE		
LENTE SATINATA CON ANELLO / SATIN LENS WITH RING	ø85	0,02	**L085S.A**	/	01 02

	Dim.	Kg	CODE		
LENTE ELISSOIDALE CON ANELLO / ELIPSOID LENS WITH RING	ø85	0,02	**L085EA**	/	01 02

	Dim.	Kg	CODE		
LENTE ASIMMETRICA CON ANELLO / ASYMMETRIC LENS WITH RING	ø85	0,02	**L085AA**	/	01 02

	Dim.	Kg	CODE		
FILTRO NIDO D'APE CON ANELLO / HONEY COMB LOUVER WITH RING	ø85	0,02	**L085RA**	/	01 02

LENTE

LENS

	Dim.	Kg	CODE		
LENTE SATINATA / SATIN LENS/	ø74	0,02	**L074S**		

	Dim.	Kg	CODE		
LENTE ELISSOIDALE / ELIPSOID LENS	ø74	0,02	**L074E**		

	Dim.	Kg	CODE		
LENTE ASIMMETRICA / ASYMMETRIC LENS	ø74	0,02	**L074A**		

	Dim.	Kg	CODE		
FILTRO NIDO D'APE/ HONEY COMB LOUVER	ø74	0,02	**L074R**		

ROCHE BOBOIS ROMA - ITALY
PHOTO G.CONESE

Programma di incassi con sorgenti LED multichip integrate. Possibilità di montaggio a incasso rasato a scomparsa totale o con cornice di battuta. Corpo apparecchio in estruso di alluminio verniciato. Gruppi ottici completi di led ad alta resa cromatica (CRI>90), lente, housing antiabbagliamento. Corpo ottico fisso. Ottiche spot, flood e wide. UGR Grado di protezione IP20/40.

Family with chip on board LED sources. Mounting options: recessed, with frame or trimless. Fixture's body in painted extruded aluminum. Optical group complete with CRI>90 chip on board led, lens, antiglare housing. The optical group is fixed. Spot, flood and wide optics. UGR<19. Degree of protection IP20/40.

Familie für integrierte LED-Quellen. Möglichkeit von Trimless verdeckten Einbaumontage. Leuchtkörper aus stranggepresstem lackiertem Aluminium. Optische Gruppen mit hoher Farbwiedergabe LED (CRI> 90), Linse, Blendschutz Gehäuse. Fixe optische Körper. Spot, Flood und Wide Optik. UGR <19. Schutzart IP20 / 40.

Familia de empotrable con cuerpo en extrusión de aluminio pintado, IP20/40 con UGR <19, fijos para fuentes LED integradas. Posibilidad de instalación empotrada con o sin marco. Grupos ópticos con LED de alto CRI (CRI> 90), lente, carcasa antideslumbrante. Opticas Spot, flood y wide.

Famille à encastrer fixes pour sources LED intégrées. Possibilité de montage avec ou sans collerette. Corps de luminaire en aluminium extrudé peint. Groupes optiques complets avec LED ayant un indice de rendu des couleurs (IRC> 90), lentille, boîtier anti-éblouissement. Corps optique fixe. Optiques Spot, et Wide-Flood UGR <19. Degré de protection IP20 / IP40.

LEVA QUADRA INCASSI

LEVA QUADRA 4 TRIMLESS

RECESSED 4

13 | 66x66 | 36x60

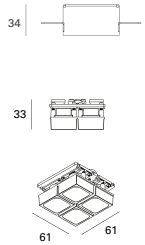

TRIMLESS BOX

Dim.	H	Kg	CODE
64x64	34	0,07	LV301M

GRUPPO OTTICO - OPTIC GROUP

	W	mA	K	lm/Led	lm product / ∡ S 20°	F 32°	W 50°	CRI	A	Dim.	H	Kg	CODE	K	∡	Col.
LED 3SDCM 50000h L90 B10Ta 25°C	4x2	700	2700	860	793	738	656	>90	7.1	61x61	33	0.2	LV301K.9	27	S	01
		700	3000	868	800	745	662							30	F	02
		700	4000	888	818	762	678							40	W	04

A+ LED incl. 700 mA dc III A IP20 CE UGR<19

Da completare con alimentatore remoto | To be completed with remote driver

LEVA QUADRA 9 TRIMLESS

RECESSED 9

13 | 96x96 | 46x70

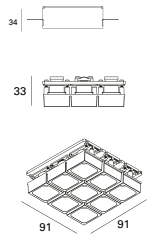

TRIMLESS BOX

Dim.	H	Kg	CODE
94x94	34	0,12	LV302M

GRUPPO OTTICO - OPTIC GROUP

	W	mA	K	lm/Led	lm product / ∡ S 20°	F 32°	W 50°	CRI	A	Dim.	H	Kg	CODE	K	∡	Col.
LED 3SDCM 50000h L90 B10Ta 25°C	9x2	700	2700	1935	1783	1660	1477	>90	7.1	91x91	33	0,35	LV302K.9	27	S	01
			3000	1953	1800	1676	1490							30	F	02
			4000	1998	1842	1714	1525							40	W	04

A+ LED incl. 700 mA dc III A IP20 CE UGR<19

Da completare con alimentatore remoto | To be completed with remote driver

LEVA QUADRA 4 FRAME

RECESSED 4

0-25 | 65x65 | 30x41

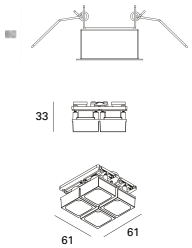

RECESSED BOX

Dim.	H	Kg	CODE		
73x73	60	0,15	LV301F	/	01 02

GRUPPO OTTICO - OPTIC GROUP

	W	mA	K	Im/Led	S 20°	F 32°	W 50°	CRI	A	Dim.	H	Kg	CODE	K	∡		Col.
				Im product / ∡													
LED 3SDCM 50000h L90 B10Ta 25°C	4x2	700	2700	860	793	738	656	>90	7.1	61x61	33	0.2	LV301K.9	27	S	/	01
		700	3000	868	800	745	662							30	F		02
		700	4000	888	818	762	678							40	W		04

A+ | LED incl. | 700 mA dc | III | A | IP20 | CE | UGR<19

Da completare con alimentatore remoto | To be completed with remote driver

LEVA QUADRA 9 FRAME

RECESSED 9

0-25 | 95x95 | 50x74

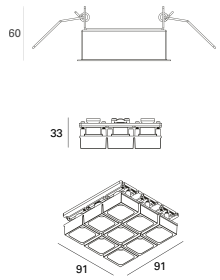

RECESSED BOX

Dim.	H	Kg	CODE		
103x103	60	0,25	LV302F	/	01 02

GRUPPO OTTICO - OPTIC GROUP

	W	mA	K	Im/Led	S 20°	F 32°	W 50°	CRI	A	Dim.	H	Kg	CODE	K	∡		Col.
				Im product / ∡													
LED 3SDCM 50000h L90 B10Ta 25°C	9x2	700	2700	1935	1783	1660	1477	>90	7.1	91x91	33	0,35	LV302K.9	27	S	/	01
			3000	1953	1800	1676	1490							30	F		02
			4000	1998	1842	1714	1525							40	W		04

A+ | LED incl. | 700 mA dc | III | A | IP20 | CE | UGR<19

Da completare con alimentatore remoto | To be completed with remote driver

HOW TO CREATE THE CODE:

COMPULSORY CHOICE

CODE	K	∡		Col.
###	30 40	S F	/	01 02
BASE CODE	KELVIN	BEAM		COLOUR

∡ FASCIO / BEAM

K ° KELVIN

Col. COLORI / FINISHINGS

- 01 - bianco - white blanco
- 02 - nero - black - negro
- 04 -dorata - golden - dorada

DATI FOTOMETRICI | PHOTOMETRIC DATA

LEVA Q4 LED

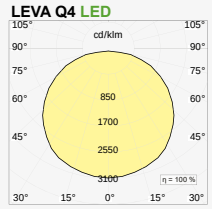

LEVA Q9 LED

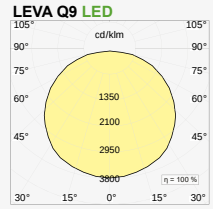

Proiettore da incasso a parete e soffitto, dotato di monocolo telescopico estraibile e orientabile, per sorgente LED integrata o per lampade alogene/LED QR-CB 51 GU5,3 12V/230V, QPAR16 GU10. Corpo in metallo verniciato. Monocolo telescopico e cornice di battuta super-slim larghezza 10 mm. in metallo verniciato o cromato. Disponibile con cornice di battuta o a scomparsa totale trimless. Gruppo ottico estraibile 40 mm., orientabile di 355° sull'asse orizzontale e ±20/45° su quello verticale. Alimentazione remota disponibile come accessorio. Installabile anche in pareti e soffitti in calcestruzzo mediante apposita cassaforma in lamiera zincata disponibile come accessorio. Grado di protezione IP20.

Recessed spotlight for wall and ceiling installation, with extractable and adjustable monocle, for integrated LED source or for QR-CB 51 GU5,3 12V/230V, QPAR16 GU10 halogen/LED lamps. Available in version with frame or trimless. Body in painted metal. Telescopic monocle and super-slim 10 mm width frame in painted or chromed metal. Optic group extractable 40 mm, adjustable 355° horizontally and ±20/45° vertically. Remote power-supply available as an accessory. It can also be installed in concrete or brick walls through specific galvanized steel wall-box, available as an accessory. Degree of protection IP20.

Einbau-Spot für Wand- und Deckenmontage, mit ausziehbarer und verstellbarer Optik, für integrierte LED-Lampe oder für Halogen-/LED-Lampen des Typs QR-CB 51 GU5,3, 12V/230V, QPAR16 GU10. Korpus aus lackiertem Metall. Teleskopische Optik und superschlanker Rahmen (10 mm) aus lackiertem oder verchromtem Metall. Zur Verfügung sind entweder eine Ausführung, die auch komplett verschwinden kann (trimless), oder eine Ausführung mit Rahmen. Optik um 40 mm ausziehbar und um 355° vertikal sowie um ±20/45°horizontal verstellbar. Externes Netzteil als Zubehör erhältlich. Geeignet für den Einbau in Beton oder Mauerwerk bei Verwendung des als Zubehör erhältlichen speziellen Einbaugehäuses aus verzinktem Stahl. Schutzart IP20.

MINI SIGHT

Lamparas emportable por la pared y el techo, con monoculo telescopico extraible y adjustable para LED integrado o halogeno/LED QR-CB 51 GU5,3 12V/230V, QPAR16 GU10. Disponible en version con o sin marco. Cuerpo en metal pintado. Monoculo telescopico y marco super-slim 10 mm de ancho. En metal pintado o cromado. Grupo optico extraible 40 mm, adjustable 355° horizontal y ±20/45° verticalmente. Reactancia remota disponible como accesorio. Tambien puede ser instalado en paredes y techos de hormigon usando una caja en lamina de zinc, disponible como accesorio. Grado de proteccion IP20.

Spot encastrable pour une installation au mur et au plafond, avec monocle téléscopique extractable et réglable, pour une source LED intégrée ou pour les lampes halogènes/LED QR-CB 51 GU5,3 de 12 V/230 V, QPAR16 GU10. Corps en métal peint. Monocle télescopique et cadre “super-slim” d’une largeur de 10 mm en métal peint ou chromé. Disponible avec colerette ou totalement escamotable trimless. Groupe optique extractable de 40 mm et réglable de 355° à la verticale et de ±20/45° à l’horizontale. Alimentation à distance disponible comme un accessoire. Il peut également être installé dans des murs en béton ou en briques grâce à un boîtier mural en tôle galvaniséeespécifique, disponible comme un accessoire. Degré de protection IP20.

Private Residence – Perth, Australia
Architect: Wright Feldhusen Architects
lighting project: gineico lighting

Private Residence – Sydney Australia
Architect: Jorge Hrdina Architects
Lighting Project: Gineico Lighting

UN JOUR À PEYRASSOL - BELGIUM
INTERIOR DESIGN BY PINTO & CO
LIGHTING CONCEPT BY PINTO & CO IN COLLABORATION WITH HUGO NEUMANN (C)

MINI SIGHT 1M MINIMAL

13 vedi accessori

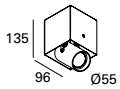

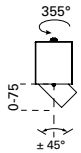

	W	mA	K	lm/Led	lm product / F 27°	W 46°	CRI	A	Dim.	H	α	Kg	CODE	K	∡		Col.
LED 2SDCM 50000h L90 B10 ta 25°C	12 o 18	350	2700	1325	1261	1265							MS50.9	27 30 40	F W	/	01 02
			3000	1350	1285	1289	>90	3.2	96x96	110	20	0,66					
			4000	1400	1333	1337											
		500	2700	1620	1546	1550											
			3000	1650	1575	1579	>90	5.1	96x96	110	20	0,66					
			4000	1750	1670	1675											

A+ LED incl. 500 mA dc 350 mA dc III A IP20 CE

	W	mA	K	lm/Led	lm product / W 38°	CRI	Dali	A	Dim.	H	α	Kg	CODE		Col.
LEDWarm Dimming 1800-3000K	12	350	3000	1045	936	>90	x	WD	96x96	110	20	0,66	MS50.WDW	/	01 02

A+ LED incl. 1050 mA dc III A IP20 CE

Dimmerabile da 3000K a 1800K | Dimmable 3000K-1800K
AE1050.18CD.MP Alimentatore da abbinare | Power supplier

	W	A	Dim.	H	α	Kg	CODE		Col.
QR-CB51 GU5,3 12V	1xmax 50	T.1	96x96	110	45	0,55	MS51	/	01 02

A+D 12V ac III A IP20 CE

	W	Dim.	H	α	Kg	CODE		Col.
QPAR16 GU10 230V	1xmax 50	96x96	135	45	0,55	MS52	/	01 02

A+D 230V ac IP20 CE

Da completare con telaio per controsoffitto o cassaforma per cemento/laterizio | To be completed with frame for false ceiling or wallbox brick/concrete

Accessori - accessories
LT1231: telaio - frame
LT1195: cassaforma - wallbox

MINI SIGHT 2M MINIMAL

13 vedi accessori

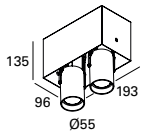

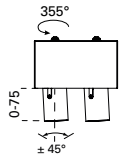

	W	mA	K	lm/Led	lm product / F 27°	W 46°	CRI	A	Dim.	H	α	Kg	CODE	K	∡		Col.
LED 2SDCM 50000h L90 B10 ta 25°C	2x12 2x18	350	2700	2650	2522	2530							MS60.9	27 30 40	F W	/	01 02
			3000	2700	2570	2578	>90	3.2	96x192	110	20	1,05					
			4000	2800	2665	2673											
		500	2700	3240	3093	3101											
			3000	3300	3150	3158	>90	5.1	96x192	110	20	1,05					
			4000	3500	3341	3350											

A+ LED incl. 500 mA dc 350 mA dc III A IP20 CE

	W	mA	K	lm/Led	lm product / W 38°	CRI	Dali	A	Dim.	H	α	Kg	CODE		Col.
LEDWarm Dimming 1800-3000K	2x12	350	3000	2090	1872	>90	x	WD	96x192	110	20	1,05	MS60.WDW	/	01 02

A+ LED incl. 1050 mA dc III A IP20 CE

Dimmerabile da 3000K a 1800K | Dimmable 3000K-1800K
AE1050.18CD.MP Alimentatore da abbinare | Power supplier

	W	A	Dim.	H	α	Kg	CODE		Col.
QR-CB51 GU5,3 12V	2xma50	T.1	96x192	110	45	0,95	MS61	/	01 02

A+D 12V ac III A IP20 CE

	W	Dim.	H	α	Kg	CODE		Col.
QPAR16 GU10 230V	2xmax 50	96x192	110	45	1,00	MS62	/	01 02

A+D 230V ac IP20 CE

Da completare con telaio per controsoffitto o cassaforma per cemento/laterizio | To be completed with frame for false ceiling or wallbox brick/concrete

Accessori - Accessories
LT1196: cassafocassaforma - wallbox
LT1232: telaio - frame - Soporte

MINI SIGHT 3M MINIMAL

13 vedi accessori

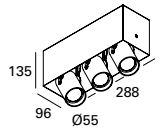

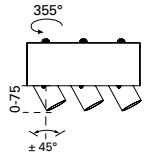

Im product / ∡

	W	mA	K	lm/Led	F 27°	W 46°	CRI	A	Dim.	H	α	Kg	CODE	K	∡		Col.
LED 2SDCM 50000h L90 B10 ta 25°C	3x12	350	2700	3975	3783	3795	>90	3.2	96x288	110	20	1,50	MS70.9	27 30 40	F W	/	01 02
		350	3000	4050	3855	3867											
		350	4000	4200	3998	4010											
		500	2700	4860	4639	4651											
	3x18	500	3000	4950	4725	4737	>90	5.1	96x288	110	20	1,50					
		500	4000	5250	5011	5024											

A+ LED incl. 500 mA dc 350 mA dc III A IP20 CE

Im product / ∡

	W	mA	K	lm/Led	W 38°	CRI	Dali	A	Dim.	H	α	Kg	CODE		Col.
LED Warm Dimming 1800-3000K	3x12	350	3000	3135	2808	>90	x	WD	96x288	110	20	1,50	MS70.WDW	/	01 02

A+ LED incl. 1050 mA dc III A IP20 CE

Dimmerabile da 3000K a 1800K | Dimmable 3000K-1800K
AE1050.18CD.MP Alimentatore da abbinare | Power supplier

	W	A	Dim.	H	α	Kg	CODE		Col.
QR-CB51 GU5,3 12V	3 x max 50	T.1	96x288	110	45	1,33	MS71	/	01 02

A+→D 12V ac III A IP20 CE

	W	Dim.	H	α	Kg	CODE		Col.
QPAR16 GU10 230V	3 x max 50	96x288	110	45	1,25	MS72	/	01 02

A+→D 230V ac IP20 CE

Da completare con telaio per controsoffitto o cassaforma per cemento/laterizio | To be completed with frame for false ceiling or wallbox brick/concrete

Accessori - accessories
LT1197: Cassaforma - Wallbox | LT1233: Telaio - Frame

MINI SIGHT 4M MINIMAL

13 vedi accessori

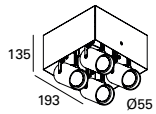

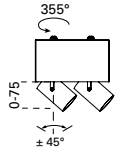

Im product / ∡

	W	mA	K	lm/Led	S 27°	W 46°	CRI	A	Dim.	H	α	Kg	CODE	K	∡		Col.
LED 2SDCM 50000h L90 B10 ta 25°C	4x12	350	2700	5300	5045	5060	>90	3.2	192x192	110	20	1,85	MS80.9	27 30 40	S F W	/	01 02
		350	3000	5400	5140	5156											
		350	4000	5600	5330	5347											
		500	2700	6480	6185	6201											
	4x18	500	3000	6600	6300	6316	>90	5.1	192x192	110	20	1,85					
		500	4000	7000	6682	6699											

A+ LED incl. 500 mA dc 350 mA dc III A IP20 CE

Im product / ∡

	W	mA	K	lm/Led	W 38°	CRI	Dali	A	Dim.	H	α	Kg	CODE		Col.
LED Warm Dimming 1800-3000K	4x12	350	3000	4180	3744	>90	x	WD	192x192	110	20	1,85	MS80.WDW	/	01 02

A+ LED incl. 1050 mA dc III A IP20 CE

Dimmerabile da 3000K a 1800K | Dimmable 3000K-1800K
AE1050.18CD.MP Alimentatore da abbinare | Power supplier

	W	A	Dim.	H	α	Kg	CODE		Col.
QR-CB51 GU5,3 12V	4xmax50	T.1	192x192	110	45	1,57	MS81	/	01 02

A+→D 12V ac III A IP20 CE

	W	Dim.	H	α	Kg	CODE		Col.
QPAR16 GU10 230V	4xmax50	192x192	110	45	1,41	MS82	/	01 02

A+→D 230V ac IP20 CE

Da completare con telaio per controsoffitto o cassaforma per cemento/laterizio - | To be completed with frame for false ceiling or wallbox brick/concrete

Accessori - accessories :
LT1198: Cassaforma - Wallbox | LT1234: Telaio - Frame

01 BIANCO - WHITE

02 NERO - BLACK

MINI SIGHT INCASSO 1

0-20 | 102X102

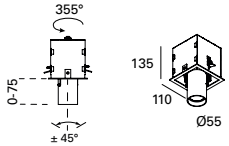

Im product / ∡

	W	mA	K	lm/Led	F 27°	W 46°	CRI	A	Dim.	H	α	Kg	CODE	K	∡		Col.
LED 2SDCM 50000h L90 B10 ta 25°C	12	350	2700	1325	1261	1265							MS10.9	27 30 40	F W	/	01 02
			3000	1350	1285	1289	>90	3.2	110X110	110	20	0,60					
	o		4000	1400	1333	1337											
			2700	1620	1546	1550											
	18	500	3000	1650	1575	1579	>90	5.1	110X110	110	20	0,60					
			4000	1750	1670	1675											

A+ | LED mod | 500 mA dc | 350 mA dc | III | A | IP20 | CE

Im product / ∡

	W	mA	K	lm/Led	W 38°	CRI	Dali	A	Dim.	H	α	Kg	CODE		Col.
LED Warm Dimming 1800-3000K	12	350	3000	1045	936	>90	x	WD	110X110	110	20	0,60	MS10.WDW	/	01 02

A+ | LED mod | 1050 mA dc | III | A | IP20 | CE

Dimmerabile da 3000K a 1800K | Dimmable 3000K-1800K
AE1050.18CD.MP Alimentatore da abbinare | Power supplier

	W	A	Dim.	H	α	Kg	CODE		Col.
QR-CB51 GU5,3 12V	1x max 50	T.1	110X110	110	45	0,58	MS11	/	01 02

A+→D | 12V ac | III | A | IP20 | CE

	W	Dim.	H	α	Kg	CODE		Col.
QPAR16 GU10 230V	1x max 50	110X110	110	45	0,62	MS12	/	01 02

A+→D | 230V ac | IP20 | CE

Accessori - accessories
LT1191: cassaforma - wallbox

MINI SIGHT INCASSO 2

0-20 | 194X102

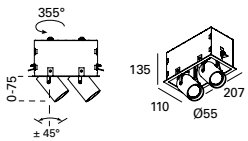

Im product / ∡

	W	mA	K	lm/Led	F 27°	W 46°	CRI	A	Dim.	H	α	Kg	CODE	K	∡		Col.
LED 2SDCM 50000h L90 B10 ta 25°C	2x12	350	2700	2650	2522	2530							MS20.9	27 30 40	F W	/	01 02
			3000	2700	2570	2578	>90	3.2	110x206	110	20	1,00					
			4000	2800	2665	2673											
			2700	3240	3093	3101											
	2x18	500	3000	3300	3150	3158	>90	5.1	110x206	110	20	1,00					
			4000	3500	3341	3350											

A+ | LED mod | 500 mA dc | 350 mA dc | III | A | IP20 | CE

Im product / ∡

	W	mA	K	lm/Led	W 38°	CRI	Dali	A	Dim.	H	α	Kg	CODE		Col.
LED Warm Dimming 1800-3000K	2x12	350	3000	2090	1872	>90	x	WD	110x206	110	20	1,00	MS20.WDW	/	01 02

A+ | LED mod | 1050 mA dc | III | A | IP20 | CE

Dimmerabile da 3000K a 1800K | Dimmable 3000K-1800K
AE1050.18CD.MP Alimentatore da abbinare | Power supplier

	W	A	Dim.	H	α	Kg	CODE		Col.
QR-CB51 GU5,3 12V	2x max 50	T.1	110x206	110	45	0,86	MS21	/	01 02

A+→D | 12V ac | III | A | IP20 | CE

	W	Dim.	H	α	Kg	CODE		Col.
QPAR16 GU10 230V	2x max 50	110x206	110	45	0,93	MS22	/	01 02

A+→D | 230V ac | IP20 | CE

Accessori - accessories
LT1192: cassaforma - wallbox

MINI SIGHT INCASSO 3

0-20 | 290X102

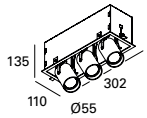

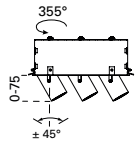

lm product / ∡

	W	mA	K	lm/Led	F 27°	W 46°	CRI	A	Dim.	H	α	Kg	CODE	K	∡		Col.
LED 2SDCM 50000h L90 B10 ta 25°C	3x12	350	2700	3975	3783	3795	>90	3.2	110x302	110	20	1,50	MS30.9	27 30 40	F W	/	01 02
			3000	4050	3855	3867											
			4000	4200	3998	4010											
	3x18	500	2700	4860	4639	4651	>90	5.1	110x302	110	20	1,50					
			3000	4950	4725	4737											
			4000	5250	5011	5024											

A+ LED incl. 500 mA dc 350 mA dc III A IP20 CE

lm product / ∡

	W	mA	K	lm/Led	W 38°	CRI	Dali	A	Dim.	H	α	Kg	CODE		Col.
LED Warm Dimming 1800-3000K	3x12	350	3000	3135	2808	>90	x	WD	110x302	110	20	1,50	MS30.WDW	/	01 02

A+ LED incl. 1050 mA dc III A IP20 CE

Dimmerabile da 3000K a 1800K | Dimmable 3000K-1800K
AE1050.18CD.MP Alimentatore da abbinare | Power supplier

	W	A	Dim.	H	α	Kg	CODE		Col.
QR-CB51 GU5,3 12V	3x max 50	T.1	110x302	110	45	1,21	MS31	/	01 02

A+→D 12V ac III A IP20 CE

	W	Dim.	H	α	Kg	CODE		Col.
QPAR16 GU10 230V	3x max50	110x302	110	45	1,44	MS32	/	01 02

A+→D 230V ac IP20 CE

Accessori - accessories
LT1193: cassaforma - wallbox

MINI SIGHT INCASSO 4

0-20 | 198X192

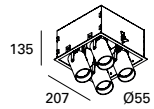

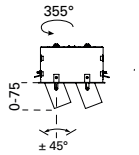

lm product / ∡

	W	mA	K	lm/Led	F 27°	W 46°	CRI	A	Dim.	H	α	CODE	K	∡		Col.
LED 2SDCM 50000h L90 B10 ta 25°C	4x12	350	2700	5300	5045	5060	>90	3.2	206x206	110	20	MS40.9	27 30 40	F W	/	01 02
			3000	5400	5140	5156										
			4000	5600	5330	5347										
	4x18	500	2700	6480	6185	6201	>90	5.1	206x206	110	20					
			3000	6600	6300	6316										
			4000	7000	6682	6699										

A+ LED incl. 500 mA dc 350 mA dc III A IP20 CE

lm product / ∡

	W	mA	K	lm/Led	W 38°	CRI	Dali	A	Dim.	H	α	CODE		Col.
LED Warm Dimming 1800-3000K	4x12	350	3000	4180	3744	>90	x	WD	206x206	110	20	MS40.WDW	/	01 02

A+ LED incl. 1050 mA dc III A IP20 CE

Dimmerabile da 3000K a 1800K | Dimmable 3000K-1800K
AE1050.18CD.MP Alimentatore da abbinare | Power supplier

	W	A	Dim.	H	α	CODE		Col.
QR-CB51 GU5,3 12V	4x5max0	T.1	206x206	110	45	MS41	/	01 02

A+→D 12V ac III A IP20 CE

	W	Dim.	H	α	CODE		Col.
QPAR16 GU10 230V	4xmax50	206x206	110	45	MS42	/	01 02

A+→D 230V ac IP20 CE

Accessori - accessories
LT1194: cassaforma - wallbox

Accessori- Accessories

CASSAFORMA MINI SIGHT

WALLBOX MINI SIGHT

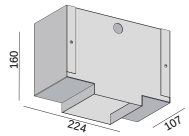

	Dim.	H	CODE
MINI SIGHT1	107x224	160	**MSC01**

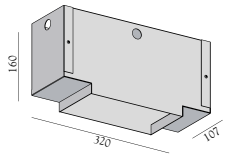

	Dim.	H	CODE
MINI SIGHT2	107x320	160	**MSC02**

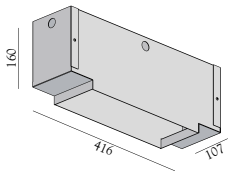

	Dim.	H	CODE
MINI SIGHT3	107x416	160	**MSC03**

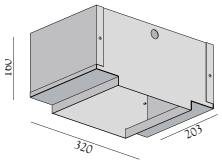

	Dim.	H	CODE
MINI SIGHT4	203x320	160	**MSC04**

CASSAFORMA IN LAMIERA ZINCATA PER INSTALLAZIONE IN LATERIZIO O CALCESTRUZZO - GALVANIZED METAL WALLBOX FOR INSTALLING IN BRICK OR REINFORCED CONCRETE

HOW TO CREATE THE CODE:

COMPULSORY CHOICE

CODE	K	∠		Col.
###	30 40	S F	/	01 02
BASE CODE	KELVIN	FASCIO/BEAM		COLOUR

∠ FASCIO / BEAM

K ° KELVIN

Col. COLORI / FINISHINGS

01 - bianco - white

02 - nero - black

DATI FOTOMETRICI | PHOTOMETRIC DATA

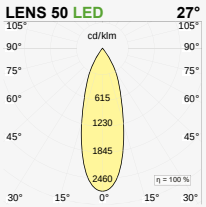

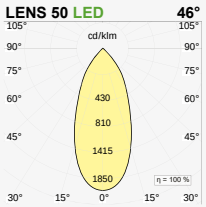

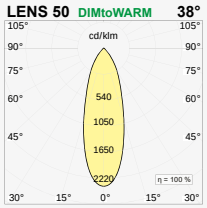

CASSAFORMA MINI SIGHT MINIMAL

WALLBOX MINI SIGHT

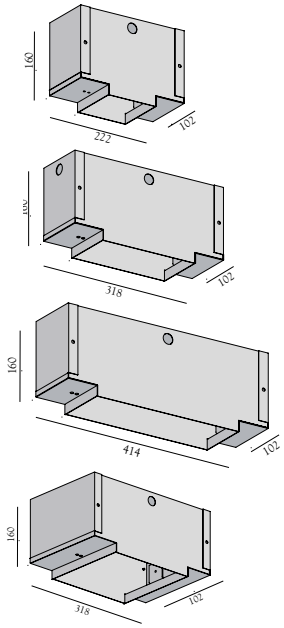

	Dim.	H	CODE
MINI SIGHT1	102x222	160	**MSC11**
MINI SIGHT2M	102x318	160	**MSC12**
MINI SIGHT3M	102x414	160	**MSC13**
MINI SIGHT4M	198x318	160	**MSC14**

CASSAFORMA IN LAMIERA ZINCATA PER INSTALLAZIONE IN LATERIZIO O CALCESTRUZZO - GALVANIZED METAL WALLBOX FOR INSTALLING IN BRICK OR REINFORCED CONCRETE

TELAIO MINI SIGHT MINIMAL

FRAME FOR MINI SIGHT M

13

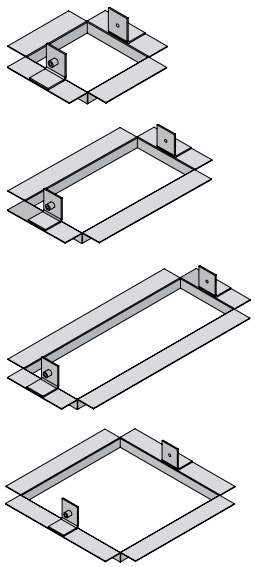

	Dim.	CODE
MINI SIGHT 1M	100x100	**MSC21**
MINI SIGHT 2M	100x196	**MSC22**
MINI SIGHT 3M	100x292	**MSC23**
MINI SIGHT 4M	196x196	**MSC24**

TELAIO ISPEZIONABILE DA FISSARE E STUCCARE NEL CARTONGESSO DA 15MM. PER CARTONGESSI DA 13MM SPESSORARE - INSPECTABLE FRAME TO BE FIXED AND PLASTERED IN 15MM HEIGHT PLASTERBOARD FALSE CEILINGS

Apparecchio da incasso a parete e soffitto, IP20/IP23, orientabile per illuminazione d'accento. Disponibile con cornice di battuta o trimless. Corpo, gruppo ottico e cornice di battuta in metallo verniciato o cromato. Gruppo ottico orientabile di 355° sull'asse verticale e +/- 40° su quello orizzontale. Alimentazione remota disponibile come accessorio. Modelli plurilampada predisposti per accensioni separate. Completabile con cassa in metallo verniciato per installazione a plafone o a sospensione. Installabile in pareti e soffitti in calcestruzzo mediante apposita cassaforma in lamiera zincata.

Recessed downlight for wall and ceiling installation, IP20/IP23, adjustable, for accent lighting. Available in version with frame or trimless. Body optical group and frame in painted or chromed metal. Optical group adjustable 355° vertically and +/- 40° horizontally. Remote power-supply available as an accessory. Multi-lamp models set up for separate switching. It can also be completed with painted metal box for ceiling and hanging installation. It can also be installed in concrete or brick walls through specific galvanized steel wall-box, available as an accessory.

Randloses ausrichtbares Einbau-Downlight für Decken- und Wandmontage, für akzentuierte Beleuchtung. Zur Verfügung sind entweder eine Ausführung, die auch komplett verschwinden kann (trimless), oder eine Ausführung mit Rahmen. Korpus und Optik und Rahmen aus lackiertem oder verchromtem Metall. Optik um 355° vertikal und um ±40° horizontal verstellbar. Externes Netzteil als Zubehör erhältlich. Modelle mit mehreren Lampen ausgelegt für separate Zuschaltung. Zusätzlich komplettierbar um ein lackiertes Metallgehäuse für Decken- oder Pendelmontage. Man kann sie durch Schalung aus verzinktem Blech in Wänden und Decken aus Beton eingebaut werden. Schutzart IP20/IP23.

SIGHT

Lámpara empotrable para pared y techo, IP20/IP23, para iluminación de realce, ajustable. Disponible en version con o sin marco. Cuerpo, grupo óptico y marco en metal pintado o cromado. Grupo óptico ajustable 355° vertical y +/- 40° en horizontal. Reactancia remota disponible como accesorio. Modelos de lámparas preparados para interruptores separados. Se puede instalar también con caja de metal pintado para instalación en el techo y suspensión, o en paredes de hormigón, usando una caja en lámina de zinc o de aluminio, disponible como accesorio.

Spot directionnel encastrable pour une installation au plafond et au mur, IP20/IP23, pour un éclairage d'accentuation. Disponible avec colerette ou totalement escamotable trimless. Corps, groupe optique et colerette en métal peint ou chromé. Groupe optique réglable de 355° à la verticale et de +/-40° à l'horizontale. Alimentation à distance disponible comme un accessoire. Réglage de modèles à lampes multiples pour allumages séparées.Il peut également être complété avec un boîtier en métal peint pour une installation au plafond ou en suspension. Il peut être installé sur murs et plafonds en béton au moyen du boîtier specifique en tôle galvanisée.

SIGHT MINIMAL 1M

13



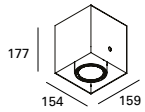

	W	mA	K	lm/Led	lm product / ∠ S 15°	F 24°	W 38°	CRI	A	Dim.	H	CODE	K	∠		Col.
LED			2700	1790	1438	1530	1609									
	17	500	3000	1925	1546	1645	1730	>90	5.4							
			4000	2115	1699	1807	1901			154x158	177	LT4301M.9	27 30 40	S F W	/	01 02
			2700	2370	1904	2011	2095									
	24,3	700	3000	2545	2045	2160	2250	>90	5.5							
			4000	2800	2250	2376	2475									

A+ LED incl. 500 mA dc 700 mA dc IP20 CE Da completare con telaio per controsoffitto | To be completed with frame for false ceiling

Accessorio obbligatorio - Compulsory accessorie
TEIN01M: telaio - frame

SIGHT MINIMAL 2M

13

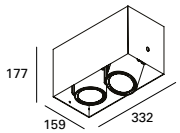

	W	mA	K	lm/Led	lm product / ∠ S 15°	F 24°	W 38°	CRI	A	Dim.	H	CODE	K	∠		Col.
LED			2700	3580	2875	3059	3217									
	2x17	500	3000	3850	3092	3290	3460	>90	5.4							
			4000	4230	3397	3615	3802			159x332	177	LT4304M.9	27 30 40	S F W	/	01 02
			2700	4740	3809	4023	4190									
	2x24,3	700	3000	5090	4090	4320	4500	>90	5.5							
			4000	5600	4500	4753	4950									

A+ LED incl. 500 mA dc 700 mA dc IP20 CE Da completare con telaio per controsoffitto | To be completed with frame for false ceiling

Accessorio obbligatorio - Compulsory accessorie
TEIN02M: telaio - frame

SIGHT MINIMAL 3M

13

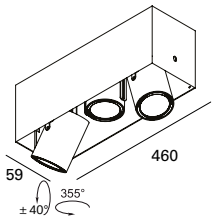

	W	mA	K	lm/Led	lm product / ∠ S 15°	F 24°	W 38°	CRI	A	Dim.	H	CODE	K	∠		Col.
LED			2700	5370	4313	4589	4826									
	3x17	500	3000	5775	4638	4935	5190	>90	5.4							
			4000	6345	5096	5422	5702			159x460	177	LT4309M.9	27 30 40	S F W	/	01 02
			2700	7110	5713	6034	6285									
	3x24,3	700	3000	7635	6135	6480	6749	>90	5.5							
			4000	8400	6749	7129	7426									

A+ LED incl. 500 mA dc 700 mA dc IP20 CE Da completare con telaio per controsoffitto | To be completed with frame for false ceiling

Accessorio obbligatorio - Compulsory accessorie
TEIN03M: telaio - frame

TELAIO INCAS SPOT MINIMAL ISPEZIONABILE PER CARTONGESSO

PLASTERBOARD FRAME

13

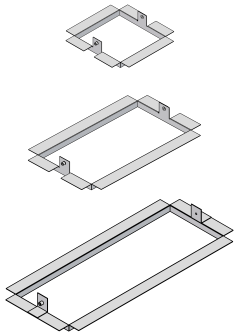

	CODE
162X163	**TEIN01M**
316x163	**TEIN02M**
470x163	**TEIN03M**

TELAIO ISPEZIONABILE DA FISSARE E STUCCARE NEL CARTONGESSO DA 15MM. PER CARTONGESSI DA 13MM SPESSORARE - INSPECTABLE FRAME TO BE FIXED AND PLASTERED IN 15MM HEIGHT PLASTERBOARD FALSE CEILINGS

DOWNLIGHTERS

HOW TO CREATE THE CODE:

COMPULSORY CHOICE

CODE	K	∠		Col.
###	27 30	S F	/	01 02
BASE CODE	KELVIN	FASCIO/BEAM		COLOUR

K ° KELVIN

∠ FASCIO / BEAM

Col. COLORI / FINISHINGS

01 - bianco - white

02 - nero - black

DATI FOTOMETRICI | PHOTOMETRIC DATA

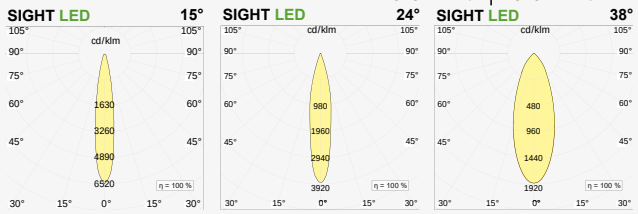

SIGHT FRAME 1F

13



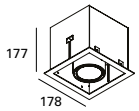

	W	mA	K	lm/Led	lm product / ∡ S 15°	F 24°	W 38°	CRI	A	Dim.	H	CODE	K	∡		Col.
LED			2700	1790	1438	1530	1609									
	17	500	3000	1925	1546	1645	1730		5.4							
			4000	2115	1699	1807	1901	>90		178x178	177	LT4301.9	27 30 40	S F W	/	01 02
			2700	2370	1904	2011	2095									
	24,3	700	3000	2545	2045	2160	2250		5.5							
			4000	2800	2250	2376	2475									

A+ LED incl. 500 mA dc 700 mA dc IP20 CE

Accessori - Accessories
CS.P1: cassa in metallo per installazione esterna - metal box for installing

SIGHT FRAME 2F

13

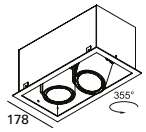

	W	mA	K	lm/Led	lm product / ∡ S 15°	F 24°	W 38°	CRI	A	Dim.	H	CODE	K	∡		Col.
LED			2700	3580	2875	3059	3217									
	2x17	500	3000	3850	3092	3290	3460		5.4							
			4000	4230	3397	3615	3802	>90		178x332	177	LT4304.9	27 30 40	S F W	/	01 02
			2700	4740	3809	4023	4190									
	2x24,3	700	3000	5090	4090	4320	4500		5.5							
			4000	5600	4500	4753	4950									

A+ LED incl. 500 mA dc 700 mA dc IP20 CE

Accessori - Accessories
CS.P2: cassa in metallo per installazione esterna - metal box for installing
CS.S2: cassa in metallo per installazione esterna - metal boxes for external installation for installing

SIGHT FRAME 3F

13

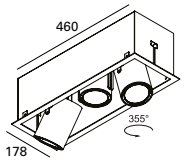

	W	mA	K	lm/Led	lm product / ∡ S 15°	F 24°	W 38°	CRI	A	Dim.	H	CODE	K	∡		Col.
LED			2700	5370	4313	4589	4826									
	3x17	500	3000	5775	4638	4935	5190		5.4							
			4000	6345	5096	5422	5702	>90		178x460	177	LT4309.9	27 30 40	S F W	/	01 02
			2700	7110	5713	6034	6285									
	3x24,3	700	3000	7635	6135	6480	6749		5.5							
			4000	8400	6749	7129	7426									

A+ LED incl. 500 mA dc 700 mA dc IP20 CE

Accessori - Accessories
CS.P3: cassa in metallo per installazione esterna - metal box for installing
CS.S3: cassa in metallo per installazione esterna - metal boxes for external installation for installing

CASSA DA PLAFONE O SOSPENSIONE

SURFACE MOUNTED OR SUSPENDED BOX

	Dim.	H	Kg	CODE		Col.
SIGHT 1 soffitto - suface	178 X 178	220	2,3	**CS.P1**	/	**01**

CASSA IN METALLO PER INSTALLAZIONE A PLAFONE - METAL BOX FOR INSTALLING SURFACE-MOUNTED

	Dim.	H	Kg	CODE		Col.
SIGHT2 soffitto - suface	332 X 178	220	3,3	**CS.P2**	/	**01**
SIGHT2 sospensione - suspension	332 X 178	220 + 2000	3,4	**CS.S2**	/	**01**

CASSA IN METALLO PER INSTALLAZIONE A PLAFONE O A SOSPENSIONE - METAL BOX FOR INSTALLING SURFACE-MOUNTED OR SUSPENDED

	Dim.	H	Kg	CODE		Col.
SIGHT3 soffitto - suface	486 X 178	220	4,6	**CS.P3**	/	**01**
SIGHT3 sospensione - suspension	489 X 178	220 + 2000	4,7	**CS.S3**	/	**01**

CASSA IN METALLO PER INSTALLAZIONE A PLAFONE O A SOSPENSIONE - METAL BOX FOR INSTALLING SURFACE-MOUNTED OR SUSPENDED

HOW TO CREATE THE CODE:

	CODE	K	∠		Col.
COMPULSORY CHOICE	###	27 30	S F	/	01 02
	BASE CODE	KELVIN	FASCIO/BEAM		COLOUR

K ° KELVIN

∠ FASCIO / BEAM

Col. COLORI / FINISHINGS

01 - bianco - white

02 - nero - black

DATI FOTOMETRICI | PHOTOMETRIC DATA

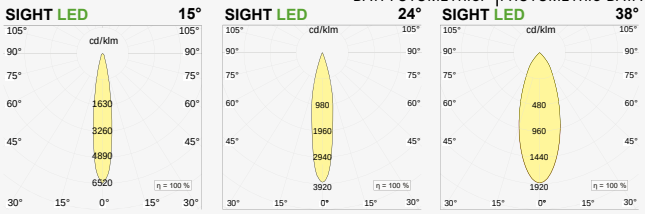

Famiglia di incassi orientabili, con sorgente COB LED, per incasso a scomparsa o con battuta. Struttura in acciaio verniciato quadrata o rettangolare ad una o più sorgenti. Gruppo ottico cardanico con orientamento ± 25° sui due assi orizzontali. La versione a scomparsa totale necessita obbligatoriamente di controtelaio per installazione su controsoffitti in cartongesso da 13mm. Equipaggiati con LED ad alta resa, con Indici di Resa cromatica >90, dissipatore passivo ad alte prestazioni in alluminio estruso anodizzato nero e riflettore metallizzato in alluminio purissimo 99,99%. Da associare a driver remoti stabilizzati in corrente. Grado di protezione IP20.

Family of adjustable recessed downlight, with COB LED source, with or without frame. Square or rectangular painted steel structure with one or more light sources. Cardanic optical assembly with ± 25 ° orientation on the two horizontal axes. The frameless version necessarily requires a subframe for installation on 13mm plasterboard false ceilings. Equipped with high-performance LEDs, with CRI> 90, high-performance passive heatsink in black anodized extruded aluminum and 99.99% pure aluminum metallized reflector. To be associated with remote stabilized current drivers. IP20.

Familie von verstellbaren Einbaustrahler, mit COB-LED-Quelle, für verdeckte oder versenkte Montage. Quadratische oder rechteckige lackierte Stahlkonstruktion mit einer oder mehreren Quellen. Kardanische optische Baugruppe mit ± 25 ° Ausrichtung auf zwei horizontalen Achsen. Die vollständig verdeckte Version erfordert notwendigerweise einen Hilfsrahmen für die Installation auf 13 mm Gipskartondecken. Ausgestattet mit Hochleistungs-LEDs, mit Farbwiedergabeindizes> 90, hochleistungsfähigem passivem Kühlkörper aus schwarz eloxiertem, stranggepresstem Aluminium und metallisiertem 99,99% reinem Aluminiumreflektor. Es soll mit stabilisierten Remote-Treiber assoziiert werden. Schutzart IP20

INCAS LED

Familia de downlight adjustables, con fuente LED COB, para montaje oculto o con marco. Estructura de acero pintada cuadrada o rectangular con una o más fuentes luminicas. Conjunto óptico cardanico con una orientación de ± 25 ° en los dos ejes horizontales. La versión completamente oculta requiere necesariamente un bastidor auxiliar para su instalación en falsos techos de plaudr de 13 mm. Equipado con LED de alto rendimiento, con CRI> 90, disipador pasivo de alto rendimiento en aluminio extruido anodizado negro y reflector metalizado de aluminio puro al 99,99%.Para ser asociado con controladores de corriente estabilizados remotos. IP20.

Famille des encastrés réglable, avec source LED COB, pour montage encastré avec ou sans collerette. Structure en acier peint carré ou rectangulaire avec une ou plusieurs sources. Cardan optique avec orientation ± 25 ° sur les deux axes horizontaux. La version entièrement cachée nécessite un sous-cadre pour l'installation dans les faux plafonds en Placoplatre de 13 mm. Équipé de LED hautes performances, avec des Indices de Rendu des Couleurs> 90, un dissipateur passif haute performance en aluminium extrudé anodisé noir et un réflecteur métallisé en aluminium pur à 99,99%. A associer à des drivers de courant stabilisés déporté. Degré de protection IP20.

INCAS SPOT MINIMAL 1

13 vedi accessori

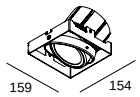

lm product / ∡

	W	mA	K	lm/Led	S 15°	F 24°	W 38°	CRI	A	Dim. mm	H mm	CODE	K	∡		Col.
LED			2700	1790	1438	1530	1609									
	17	500	3000	1925	1546	1645	1730		5.4							
			4000	2115	1699	1807	1901	>90		154x159	140	IN01M.9	27 30 40	S F W	/	01 02
			2700	2370	1904	2011	2095									
	24,3	700	3000	2545	2045	2160	2250		7.3							
			4000	2800	2250	2376	2475									

A+ LED 500 mA dc 700 mA dc IP20 CE

Accessori obbligatorio - Compulsory accessories
TEIN01M: telaio Incas 1AM - frame Incas 1AM

INCAS SPOT MINIMAL 2

13 vedi accessori

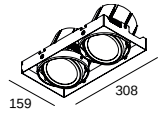

lm product / ∡

	W	mA	K	lm/Led	S 15°	F 24°	W 38°	CRI	A	Dim. mm	H mm	CODE	K	∡		Col.
LED			2700	3580	2875	3059	3217									
	2x17	500	3000	3850	3092	3290	3460		5.4							
			4000	4230	3397	3615	3802	>90		308x159	140	IN02M.9	27 30 40	S F W	/	01 02
			2700	4740	3809	4023	4190									
	2x24,3	700	3000	5090	4090	4320	4500		7.3							
			4000	5600	4500	4753	4950									

A+ LED 500 mA dc 700 mA dc IP20 CE

Accessori obbligatorio - Compulsory accessories
TEIN02M: telaio Incas 2AM - frame Incas 2AM

INCAS SPOT MINIMAL 3

13 vedi accessori

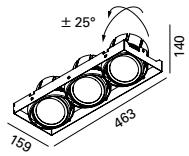

lm product / ∡

	W	mA	K	lm/Led	S 15°	F 24°	W 38°	CRI	A	Dim. mm	H mm	CODE	K	∡		Col.
LED			2700	5370	4313	4589	4826									
	3x17	500	3000	5775	4638	4935	5190		5.4							
			4000	6345	5096	5422	5702	>90		463x159	140	IN03M.9	27 30 40	S F W	/	01 02
			2700	7110	5713	6034	6285									
	3x24,3	700	3000	7635	6135	6480	6749		7.3							
			4000	8400	6749	7129	7426									

A+ LED 500 mA dc 700 mA dc IP20 CE

Accessori obbligatorio - Compulsory accessories
TEIN03M: telaio incas 3AM - frame Incas 3AM

TELAIO PER CARTONGESSO OBBLIGATORIO

COMPULSORY PLASTERBOARD FRAME

CE

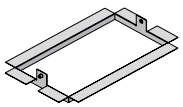

			CODE
	INCAS 1M	162X163mm	TEIN01M
	INCAS 2M	316x163mm	TEIN02M
	INCAS 3M	470x163mm	TEIN03M

INCAS LED 1

0-30 | 162X162

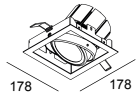

lm product / ∡

	W	mA	K	lm/Led	S 15°	F 24°	W 38°	CRI	A	Dim. mm	H mm	CODE	K	∡		Col.
LED	17 o 24,3	500	2700	1790	1438	1530	1609	>90	5.4	178x178	140	IN01.9	27 30 40	S F W	/	01 02
			3000	1925	1546	1645	1730									
			4000	2115	1699	1807	1901									
		700	2700	2370	1904	2011	2095		7.3							
			3000	2545	2045	2160	2250									
			4000	2800	2250	2376	2475									

A+ LED 500 mA dc 700 mA dc IP20 CE

INCAS LED 2

0-30 | 316X162

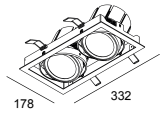

lm product / ∡

	W	mA	K	lm/Led	S 15°	F 24°	W 38°	CRI	A	Dim. mm	H mm	CODE	K	∡		Col.
LED	2x17 o 2x24,3	500	2700	3580	2875	3059	3217	>90	5.4	332x178	140	IN02.9	27 30 40	S F W	/	01 02
			3000	3850	3092	3290	3460									
			4000	4230	3397	3615	3802									
		700	2700	4740	3809	4023	4190		7.3							
			3000	5090	4090	4320	4500									
			4000	5600	4500	4753	4950									

A+ LED 500 mA dc 700 mA dc IP20 CE

INCAS LED 3

0-30 | 470X162

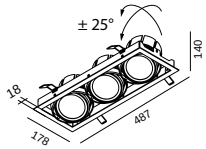

lm product / ∡

	W	mA	K	lm/Led	S 15°	F 24°	W 38°	CRI	A	Dim. mm	H mm	CODE	K	∡		Col.
LED	3x17 3x24,3	500	2700	5370	4313	4589	4826	>90	5.4	487x178	140	IN03.9	27 30 40	S F W	/	01 02
			3000	5775	4638	4935	5190									
			4000	6345	5096	5422	5702									
		700	2700	7110	5713	6034	6285		7.3							
			3000	7635	6135	6480	6749									
			4000	8400	6749	7129	7426									

A+ LED 500 mA dc 700 mA dc IP20 CE

HOW TO CREATE THE CODE: COMPULSORY CHOICE

CODE	K	∡		Col.
###	27 30	S F	/	01 02

K ° KELVIN



∡ FASCIO / BEAM

Col. COLORI / FINISHINGS

01 - bianco - white

02 - nero - black

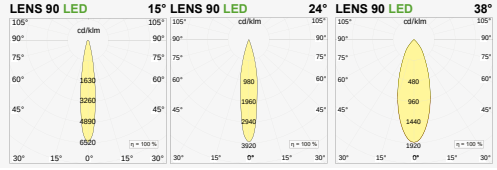

BASE CODE | KELVIN | BEAM | COLOUR

Apparecchio da incasso a parete e soffitto, orientabile per illuminazione d'accento, per lampade alogene QR-LP 111 G53 12V/230V. Disponibile con cornice di battuta o a scomparsa totale trimless. Corpo, gruppo ottico e cornice di battuta super-slim larghezza 18 mm. in metallo verniciato o cromato. Gruppo ottico orientabile di 355° sull'asse verticale e +/- 40° su quello orizzontale. Alimentazione remota disponibile come accessorio. Modelli plurilampada predisposti per accensioni separate. Completabile con cassa in metallo verniciato per installazione a soffitto e a sospensione. Installabile in pareti e soffitti in calcestruzzo mediante apposita cassaforma in lamiera zincata. Grado di protezione IP20/IP23.

Recessed downlight for wall and ceiling installation, adjustable, for accent lighting, for halogen QR-LP 111 G53 12V/230V lamps. Available in version with frame or trimless. Body optical group and super-slim 18 mm width frame in painted or chromed metal. Optical group adjustable 355° vertically and +/- 40° horizontally. Remote power-supply available as an accessory. Multi-lamp models set up for separate switching. It can also be completed with painted metal box for ceiling and hanging installation. It can also be installed in concrete or brick walls through specific galvanized steel wall-box, available as an accessory. Degree of protection IP20/IP23.

Randloses ausrichtbares Einbau-Downlight für Decken- und Wandmontage, für akzentuierte Beleuchtung, für LED-/Halogenlampen des Typs QR-LP 111 G53 (12 V/230 V). Zur Verfügung sind entweder eine Ausführung, die auch komplett verschwinden kann (trimless), oder eine Ausführung mit Rahmen. Korpus und Optik und superschlanker Rahmen (18 mm) aus lackiertem oder verchromtem Metall. Optik um 355° vertikal und um ±40° horizontal verstellbar. Externes Netzteil als Zubehör erhältlich. Modelle mit mehreren Lampen ausgelegt für separate Zuschaltung. Zusätzlich komplettierbar um ein lackiertes Metallgehäuse für Decken- oder Pendelmontage. Man kann sie durch Schalung aus verzinktem Blech in Wänden und Decken aus Beton eingebaut werden. Schutzart IP20/IP23

INCAS SPOT

Lámpara empotrable para pared y techo, para iluminación de realce, ajustable para lámparas halógenas QR-LP 111 G53 12V/230V. Disponible en version con o sin marco. Cuerpo, grupo óptico y marco super-slim 18 mm de ancho. En metal pintado o cromado. Grupo óptico ajustable 355° vertical y +/- 40° en horizontal. Reactancia remota disponible como accesorio. Modelos de lámparas preparados para interruptores separados. Se puede instalar también con caja de metal pintado para instalación en el techo y suspensión, o en paredes de hormigón, usando una caja en lámina de zinc o de aluminio, disponible como accesorio. Grado de protección IP20/IP23.

Spot directionnel encastrable pour une installation au plafond et au mur, pour un éclairage d'accentuation. Pour lampes halogènes de 12 V/230 V QR-LP 111 G53. Disponible avec colerette ou totalement escamotable trimless. Corps, groupe optique et colerette "super-slim" d'une largeur de 18 mm en métal peint ou chromé. Groupe optique réglable de 355° à la verticale et de +/-40° à l'horizontale. Alimentation à distance disponible comme un accessoire. Réglage de modèles à lampes multiples pour allumages séparées.Il peut également être complété avec un boîtier en métal peint pour une installation au plafond ou en suspension. Il peut être installé sur murs et plafonds en béton au moyen du boîtier specifique en tôle galvanisée. Degré de protection IP20/IP23.

CENTRO COMMERCIALE CONÈ CONEGLIANO VENETO - ITALY
PHOTO M. FLORES

BIANCOSPINO BOUTIQUE PESCARA - ITALY
PROJECT ARCH. G. LETTERE

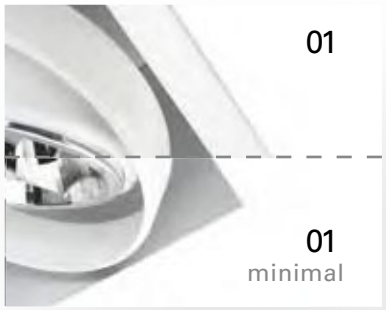

01 CASSA BIANCA-CORNICE BIANCA-ANELLI BIANCHI | WHITE BOX-WHITE FRAME-WHITE RING | GEHÄUSE: WEISS-RAHAMEN: WEISS-RINGE: WEISS | CAJA BLANCA-MARCO BLANCO-ANILLA BLANCA | BOÎTIER BLANC-CADRE BLANC-BAGUES BLANC
01 MINIMAL CASSA BIANCA-ANELLI BIANCHI | WHITE BOX-WHITE RING | GEHÄUSE: WEISS-RINGE: WEISS | CAJA BLANCA-ANILLA BLANCA | CAJA BLANCA-ANILLA BLANCA | BOÎTIER BLANC-BAGUES BLANC
02 CASSA NERA-CORNICE NERA-ANELLI NERI | BLACK BOX-BLACK FRAME-BLACK RING | GEHÄUSE: SCHWARZ -RAHAMEN: SCHWARZ-RINGE: SCHWARZ | CAJA NEGRA-MARCO NEGRA-ANILLA NEGRA | BOÎTIER NOIR-CADRE NOIR-BAGUES NOIR
02 MINIMAL CASSA NERA-ANELLI NERI | BLACK BOX-BLACK RING | CAJA NEGRA-ANILLA NEGRA | GEHÄUSE: SCHWARZ - RINGE: SCHWARZ | CAJA NEGRA-ANILLA NEGRA | BOÎTIER NOIR-BAGUES NOIR

INCAS MINIMAL 1AM

0-30 vedi accessori



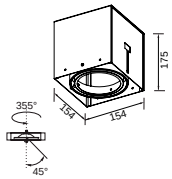

	W	A	Dim. mm	H mm	Kg	CODE	Col.
QR-LP 111 G53 12V	max 1x60	T.2	154x154	175	1,3	IN01AM	01 / 02

Da completare con telaio o staffe per controsoffitto o cassaforma per cemento/laterizio | To be completed with frame for false ceiling or wallbox brick/concrete

Accessori - Accessories
TEIN01M: telaio - frame
ST1: coppia di staffe - Couple of brackets Incas
CC1AM: cassaforma - galvanized metal wallBox

INCAS MINIMAL 2AM

0-30 vedi accessori

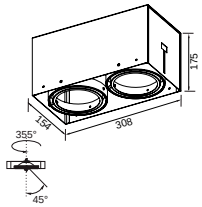

	W	A	Dim. mm	H mm	Kg	CODE	Col.
QR-LP 111 G53 12V	max 2x60	T.2	308x154	175	2,0	IN02AM	01 / 02

Da completare con telaio o staffe per controsoffitto o cassaforma per cemento/laterizio | To be completed with frame for false ceiling or wallbox brick/concrete

Accessori - Accessories
TEIN02M: telaio - frame
ST2: coppia di staffe - Couple of brackets Incas
CC2AM: cassaforma - galvanized metal wallbox

INCAS SPOT MINIMAL 3AM

0-30 vedi accessori

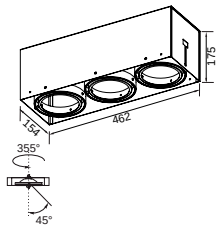

	W	A	Dim. mm	H mm	Kg	CODE	Col.
QR-LP 111 G53 12V	max 3x60	T.2	462x154	175	2,5	IN03AM	01 / 02

Da completare con telaio o staffe per controsoffitto o cassaforma per cemento/laterizio | To be completed with frame for false ceiling or wallbox brick/concrete

Accessori - Accessories
TEIN03M: telaio - frame
ST3: coppia di staffe - Couple of brackets Incas
CC3AM: cassaforma - galvanized metal wallBox

INCAS SPOT MINIMAL 4AM

0-30 vedi accessori

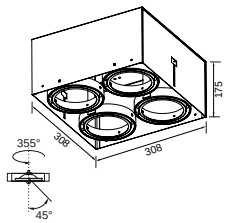

	W	A	Dim. mm	H mm	Kg	CODE	Col.
QR-LP 111 G53	max 4x60	T.2	308x308	175	3,2	IN04AM	01 / 02

Da completare con telaio o staffe per controsoffitto o cassaforma per cemento/laterizio | To be completed with frame for false ceiling or wallbox brick/concrete

Accessori - Accessories
TEIN04M: telaio - frame
ST4: coppia di staffe - Couple of brackets Incas
CC4AM: cassaforma - galvanized metal wallBox

CASSAFORMA DA MURARE INCAS MINIMAL

WALLBOX

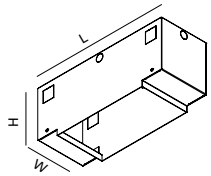

W	Dim.WxL mm	H mm	CODE
INCAS1 AM	163 x 303	190	**CC1AM**
INCAS2 AM	163 x 458	190	**CC2AM**
INCAS3 AM	163 x 613	190	**CC3AM**
INCAS4 AM	316 x 458	190	**CC4AM**

Cassaforma in lamiera zincata per installazione in laterizio o calcestruzzo - galvanized metal wallbox for installing in brick or reinforced concrete

TELAIO INCAS SPOT MINIMAL ISPEZIONABILE PER CARTONGESSO

PLASTERBOARD FRAME

13

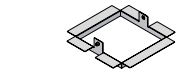

		CODE
INCAS 1AM	162x163mm	**TEIN01M**

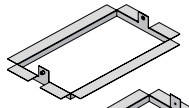

		CODE
INCAS 2AM	316x163mm	**TEIN02M**

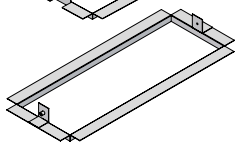

		CODE
INCAS 3AM	470x163mm	**TEIN03M**

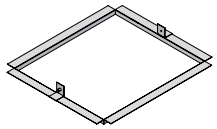

		CODE
INCAS 4AM	316x316mm	**TEIN04M**

telaio ispezionabile da fissare e stuccare nel cartongesso da 15mm. per cartongessi da 13mm spessorare - inspectable frame to be fixed and plastered in 15mm height plasterboard false ceilings

INCAS COPPIA DI STAFFE INCAS SPOT MINIMAL

COUPLE OF BRACKETS

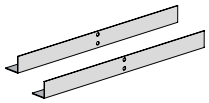

		CODE
INCAS 1AM	155x158mm	**ST1**
INCAS 2AM	309x158mm	**ST2**
INCAS 3AM	463x158mm	**ST1**
INCAS 4AM	308x312mm	**ST2**

coppia di staffe in alluminio per fissare e stuccare l'incasso nel cartongesso. suggerite in presenza di botola - couple of brackets for plasterboard to be fit and plaster in plasterboard only in case of ceilings provided with trap door inspectable.

Col. colori / finishings

01 - cassa bianca - cornice bianca - anelli bianchi | white box - white frame - white ring

02 - cassa nera - cornice nera - anelli neri | black box - black frame - black ring

INCAS 1A

0-30 162X162

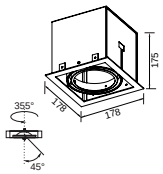

	W	A	Dim. mm	H mm	Kg	CODE		Col.
QR-LP 111 G53 12V	max 1x60	T.2	178x178	175	1,5	IN01A	/	01 02

Accessori - Accessories
CS.P1: cassa in metallo per installazione esterna - metal box for installing surface-mounted
CC1A: cassa da murare - wallbox to be recessed

* In caso di utilizzo con cassa per installazione esterna non superare i 35W | In case of use within surface mounted box do not pass 35W

INCAS 2A

0-30 316X162

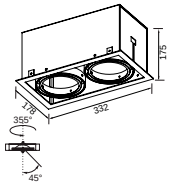

	W	A	Dim. mm	H mm	Kg	CODE		Col.
QR-LP 111 G53 12V	max 2x60	T.2	332x178	175	2,3	IN02A	/	01 02

Accessori - Accessories
CS.P2: cassa in metallo per installazione a soffitto - metal box for installing surface-mounted
CS.S2: cassa per installazione a sospensione - metal boxes for suspension installation
CC2A: casse da murare - wallbox to be recessed

* In caso di utilizzo con cassa per installazione esterna non superare i 35W | In case of use within surface mounted box do not pass 35W

INCAS 3A

0-30 470X162

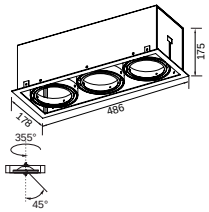

	W	A	Dim. mm	H mm	Kg	CODE		Col.
QR-LP 111 G53 12V	max 3x60	T.2	486x178	175	2,9	IN03A	/	01 02

Accessori - Accessories
CS.P3: cassa in metallo per installazione a soffitto - metal box for installing surface-mounted
CS.S3: cassa per installazione a sospensione - metal boxes for suspension installation
CC3A: casse da murare - wallbox to be recessed

* In caso di utilizzo con cassa per installazione esterna non superare i 35W | In case of use within surface mounted box do not pass 35W

INCAS 4A

0-30 316X316

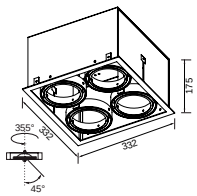

	W	A	Dim. mm	H mm	Kg	CODE		Col.
QR-LP 111 G53 12V	max 4x60	T.2	332x332	175	3,6	IN04A	/	01 02

Accessori - Accessories
CS.P4: cassa in metallo per installazione a soffitto - metal box for installing surface-mounted
CS.S4: cassa per installazione a sospensione - metal boxes for suspension installation
CC4A: casse da murare - wallbox to be recessed

CASSAFORMA DA MURARE

WALLBOX

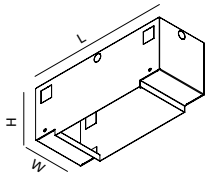

	Dim.WxL mm	H mm	CODE
INCAS1A	170 x 314	190	**CC1A**
INCAS2A	170x464	190	**CC2A**
INCAS3A	170x614	190	**CC3A**
INCAS4A	340X464	190	**CC4A**

CASSAFORMA IN LAMIERA ZINCATA PER INSTALLAZIONE IN LATERIZIO O CALCESTRUZZO - GALVANIZED METAL WALLBOX FOR INSTALLING IN BRICK OR REINFORCED CONCRETE

CASSA DA SOFFITTO O SOSPENSIONE

SURFACE MOUNTED OR SUSPENDED BOX

	Dim. mm	H mm	Kg	CODE		Col.
INCAS1A soffitto - suface	178 X 178	220	2,3	**CS.P1**	/	**01**

CASSA IN METALLO PER INSTALLAZIONE INCAS1 A SOFFITTO - METAL BOX FOR INSTALLING INCAS1 SURFACE-MOUNTED

	Dim. mm	H mm	Kg	CODE		Col.
INCAS2A soffitto - suface	332 X 178	220	3,3	**CS.P2**	/	**01**
INCAS2A sospensione - suspension	332 X 178	220 + 2000	3,4	**CS.S2**	/	**01**

CASSA IN METALLO PER INSTALLAZIONE INCAS2 A SOFFITTO O A SOSPENSIONE - METAL BOX FOR INSTALLING INCAS2 SURFACE-MOUNTED OR SUSPENDED

	Dim. mm	H mm	Kg	CODE		Col.
INCAS3A soffitto - suface	486 X 178	220	4,6	**CS.P3**	/	**01**
INCAS3A sospensione - suspension - suspension	489 X 178	220 + 2000	4,7	**CS.S3**	/	**01**

CASSA IN METALLO PER INSTALLAZIONE INCAS3 A SOFFITTO O A SOSPENSIONE - METAL BOX FOR INSTALLING INCAS3 SURFACE-MOUNTED OR SUSPENDED

	Dim. mm	H mm	Kg	CODE		Col.
INCAS4A soffitto - suface	332 X 332	220	5,9	**CS.P4**	/	**01**
INCAS4A sospensione - suspension	**332 X 332**	220 + 2000	6	**CS.S4**	/	**01**

CASSA IN METALLO PER INSTALLAZIONE INCAS4 A SOFFITTO O A SOSPENSIONE - METAL BOX FOR INSTALLING INCAS4 SURFACE-MOUNTED OR SUSPENDED

Col. COLORI / FINISHINGS

01 - cassa bianca - cornice bianca - anelli bianchi | white box - white frame - white ring

02 - cassa nera - cornice nera - anelli neri | black box - black frame - black ring

IT Apparecchio da incasso a parete e soffitto, fisso per sorgente LED integrata o per lampade alogene/LED QR-CB 35, QR-CB 51 e QPAR16. Alimentazione remota disponibile come accessorio. Corpo e cornice di battuta super-slim larghezza 5 mm. in metallo verniciato. Installabile anche in pareti e soffitti in calcestruzzo mediante apposita cassaforma in lamiera zincata disponibile come accessorio. Grado di protezione IP20/IP23.

EN Recessed downlight for wall and ceiling installation, for integrated LED source or for halogen/LED QR-CB 35, QR-CB 51 and QPAR16. Remote power-supply available a san accessory. Body and super-slim 5 mm width frame in painted metal. It can also be installed in concrete or brick walls through specific galvanized steel wall-box, available as an accessory. Degree of protection IP20/IP23.

DE Einbau-Downlight für Wand- und Deckenmontage, für integrierte LED-Lampe oder für Halogen-/ LED-Lampen des Typs QR-CB 35, QR-CB 51, QR-LP 111 (12 V/230 V) und QPAR16. Externes Netzteil als Zubehör erhältlich. Korpus und superschlanker Rahmen (5 mm) aus lackiertem Metall. Geeignet für den Einbau in Beton oder Mauerwerk bei Verwendung des als Zubehör erhältlichen speziellen Einbaugehäuses aus verzinktem Stahl. Schutzart IP20/IP23.

ES Recessed downlight for wall and ceiling installation, for integrated LED source or for halogen/LED QR-CB 35, QR-CB 51 and QPAR16. Remote power-supply available a san accessory. Body and super-slim 5 mm width frame in painted metal. It can also be installed in concrete or brick walls through specific galvanized steel wall-box, available as an accessory. Degree of protection IP20/IP23.

FR Spot encastrable pour une installation au mur et au plafond, pour une source led intégrée ou pour les lampes halogènes/led QR-CB35, QR-CB51, QR-LP111 de 12V/230V et QPAR16. Alimentation à distance disponible comme un accessoire. Corps et colerette “super-slim” d’une largeur de 5 mm en métal peint. Il peut également être installé dans des murs en béton ou en briques grâce à un boîtier mural en tôle galvaniséespécifique, disponible comme un accessoire. Degré de protection IP20/IP23.

MINIFRAME

MINIFRAME 35

0-25 52X52

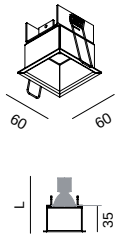

	W	mA	K	lm/Led	lm product / ∠ F 28°	CRI	A	L.mm	CODE	K	∠		Col.
LED 50000h L90 B10 ta 25°C	5	500	3000	395	310	>90	5.1	110	LT4102.9	30	F	/	01 02

A+ LED driver 500 mA dc III A IP20 CE

Non installabile in laterizio | This fixture cannot be install in bricks

MINIFRAME 50

0-25 72X72

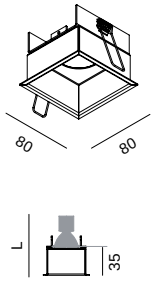

	W	mA	K	lm/Led	lm product / ∠ F 24°	W 36°	CRI	A	L.mm	CODE	K	∠		Col.
LED 3SDCM 50000h L90 B10 ta 25°C	6,8	350	2700	480	321	437	>90	3.1	110	LT4107.9	30 27 40	F W	/	01 02
			3000	494	330	450								
			4000	544	363	496								

A+ LED driver III A IP20 CE

Non installabile in laterizio | This fixture cannot be install in bricks

	W	mA	K	lm/Led	lm product / ∠ F 27°	FW46°	CRI	A	L.mm	CODE	K	∠		Col.
LED 2SDCM 50000h L90 B10 ta 25°C	12	350	2700	1350	1261	1265	>90	3.2	130	LT4118.9	27 30 40	F W	/	01 02
			3000	1350	1285	1289								
			4000	1400	1333	1337								
	18	500	2700	1650	1546	1550	>90	5.1	130					
			3000	1650	1575	1579								
			4000	1750	1670	1675								

A+ LED driver 500 mA dc 350 mA dc III A IP20 CE

Non installabile in laterizio | This fixture cannot be install in bricks

	W	mA	K	lm/Led	lm product / ∠ W 38°	CRI	Dali	A	L.mm	CODE		Col.
LED Warm Dimming 1800-3000K	12	350	3000	1045	1045	>90	x	WD	130	LT4108.WDW	/	01 02

A+ LED driver 1050 mA dc III A IP20 CE

Dimmerabile da 3000K a 1800K Dimmable 3000K/1800
Driver da abbinare AE1050.18CD.MP

	W	Dim.	L.mm	CODE		Col.
QPAR16 GU10 230V	1x max 50	80x80	35+lampadina	LT4104	/	01 02

A+→D 230V ac IP20 CE **Accessori - accessories:** LT41025.CC: Cassaforma per laterizio - Wallbox for bricks

HOW TO CREATE THE CODE:

COMPULSORY CHOICE

CODE	K	∠		Col.
###	27 30	S F	/	01 02
BASE CODE	KELVIN	FASCIO/BEAM		COLOUR

MINIFRAME INCASSO 111

118x118

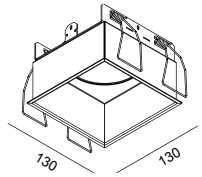

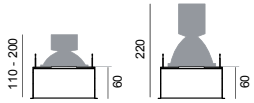

halo - hqi version led version

	W	mA	K	lm product / ∡ lm/Led	F 24	W 38	CRI	A	Dim.	CODE	K	∡		Col.
LED 3SDCM 50000h L90 B10 ta 25°C	24,3	700	3000	2545	2160	2250	>90	7.3	130x130	LT4109.9	30	F	/	01
			4000	2800	2376	2475					40	W		02
	37,5	1050	3000	3785	2731	2731	>90	10.1	130x130					
			4000	4155	2998	2998								

A+ LED mcd 1050 mA dc 700 mA dc IP20 CE

Non installabile a laterizio | This fixture cannot be instal in bricks

Accessori- Accessories

CASSAFORMA

WALLBOX

CE

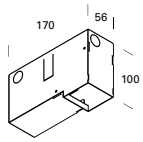

	Dim.	H	CODE
MINIFRAME 35	170X56	100	LT4101.CC

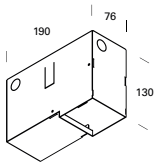

	Dim.	H	CODE
MINIFRAME 50	190X76	130	LT4102.CC

CE

K ° KELVIN

∡ FASCIO / BEAM

Col. COLORI / FINISHINGS

01 - bianco - white

02 - nero - black

DATI FOTOMETRICI | PHOTOMETRIC DATA

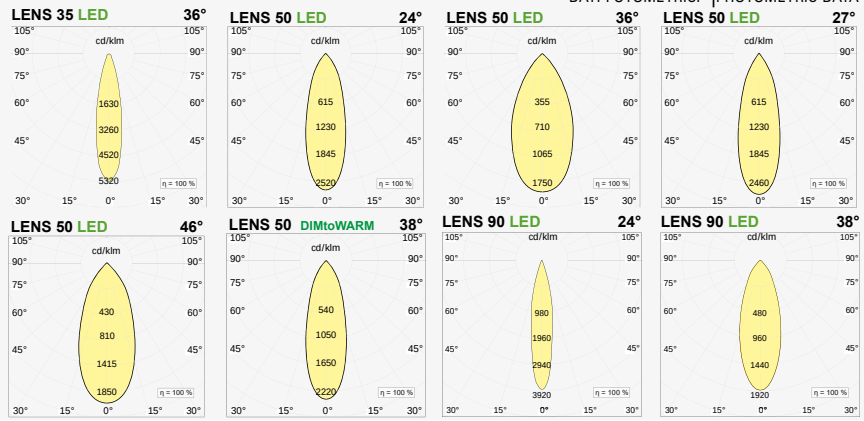

ACCESSORI | ACCESSORIES

LT410#.CC: Cassaforma - Wallbox

ABITAZIONE PRIVATA - BOLOGNA ITALY

Apparecchio da incasso solo a soffitto, rasato a scomparsa totale trimless composto da un telaio da fissare, stuccare e rasare in cartongesso, corpo in metallo verniciato e schermo diffondente in PC opalino bianco, per illuminazione diffusa. Completo di sorgenti lineari LED Grado di protezione IP43.

Trimless recessed downlight for installation in plasterboard false-ceiling (wall installation not allowed), made of a frame to fix and plaster into the false-ceiling, a painted metal box and a PC opal white diffuser, for diffused lighting. Complete with linear LED source. IP43 degree of protection.

Randloses Einbau-Downlight für die Montage in Hohldecken aus Gipskarton (Wandmontage unzulässig), bestehend aus einem Rahmen zur Befestigung und Verspachtelung in der Hohldecke, einem Gehäuse aus lackiertem Metall und einem opalweißen PC-Diffusor für diffuse Beleuchtung. Komplett mit LED-Linienlampe oder für Kompakt-Leuchtstof!ampen, komplett mit elektronischem Vorschaltgerät (50/60 Hz, 230/240V). Schutzart IP43.

Aparato para empotrar sólo en techo, totalmente enrasado, trimless, con soporte para su instalación en cartón-yeso, cuerpo en metal barnizado y pantalla reflectora en PC opal blanco, para iluminación difusa. Con fuentes luminosas lineales LED. Grado de protección IP43.

Spot encastrable sans colerette pour une installation dans un faux-plafond en placoplâtre (installation au mur pas autorisée), constitué d'un cadre à fixer et plâtrer dans le faux-plafond, d'un corps métallique peint et d'un diffuseur opalin, blanc en PC, pour un éclairage diffus. Complet avec une source led linéaire ou pour les lampes fluorescentes compactes, complet avec alimentateur dotées d'un ballast électronique de 50/60 hz 230/240V. Degré de protection IP43.

HIDE SYSTEM

HIDE SYSTEM 1

15 163X163

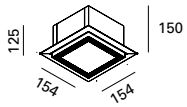

	W	mA	K	lm/Led	lm product	CRI	A	Dim. mm	H mm	Kg	CODE	K
LED 6,2W 16,0-19,6V CRI>90 16V	12,4	350	3000 4000	1400 1480	770 814	>90	3.4	154x154	150	1,7	HS001.9	30 40

A+ LED 350 mA dc IP43 CE

HIDE SYSTEM 2

15 163X317

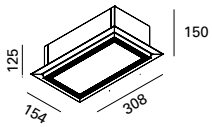

	W	mA	K	lm/Led	lm product	CRI	A	Dim.mm	H mm	Kg	CODE	K
LED 6,2W 16,0-19,6V CRI>90	22,8	350	3000 4000	2580 2700	1419 1485	>90	3.4	154x308	150	2,7	HS002.9	30 40

A+ LED 350 mA dc IP43 CE

HIDE SYSTEM 3

15 163X471

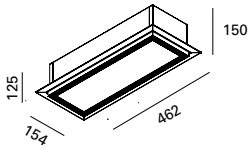

	W	mA	K	lm/Led	lm product	CRI	A	Dim.mm	H mm	Kg	CODE	K
LED 6,2W 16,0-19,6V CRI>90	35,2	350	3000 4000	3980 4180	2189 2299	>90	3.4	154x462	150	4,2	HS003.9	30 40

A+ LED 350 mA dc IP40 CE

HIDE SYSTEM 4

15 317X317

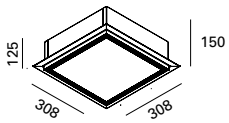

	W	mA	K	lm/Led	lm product	CRI	A	Dim.mm	H mm	Kg	CODE	K
Linear LED 24W/mt 50000hTa 25° L70B10	25,6	00	3000 4000	3472 3646	1910 2005	>80	7.3	308x308	150	4,2	HS004.8	30 40

A+ LED 700 mA dc IP40 CE

HOW TO CREATE THE CODE:

	CODE	K
COMPULSORY CHOICE	###	30 40
	BASE CODE	KELVIN

K ° KELVIN



DATI FOTOMETRICI | PHOTOMETRIC DATA

HIDE SYSTEM H1F LED

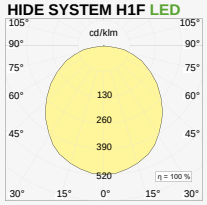

HIDE SYSTEM H2F LED

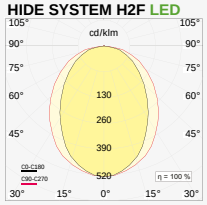

HIDE SYSTEM H3F LED

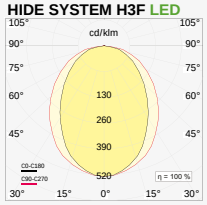

HIDE SYSTEM H4F LED

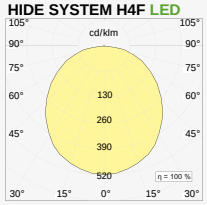

PARALLEL TOWER
PROJECT ARCH. SNH ENGINEERING

COPPIA PROFILI RETTILINEI COMPLETI DI GIUNTI LINEARI

STRAIGHT ALUMINIUM COUPLE, LINEAR JOINT INCLUDED

15

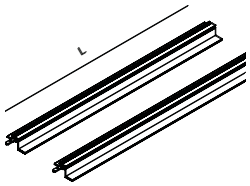

L.mm	CODE
500	LT2016HS
1000	LT2017HS
1500	LT2018HS
2000	LT2019HS
3000	LT2020HS
------	LT20HS.misura*

Accessori non obbligatori. Necessari in caso di tagli in cantiere | Accessories not required. necessary in case of cuts on site. - Accesorios no necesarios

COPPIA TESTATA TELAIO L. 138 MM

COUPLE OF HEAD-FRAME MM138 WIDE

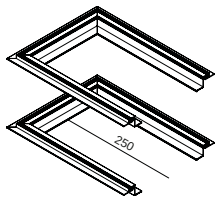

L.mm	CODE
138	LT2010HS

Una coppia di testate unite insieme formano una porzione di taglio da 500 mm | A couple of head-frame together is for a cut of 500 mm

COPPIA TESTATE TELAIO L. 68 MM

OF HEAD-FRAME L. 68 MM GUIDE

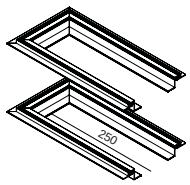

L.mm	CODE
68	LT2010HS.68

Una coppia di testate unite insieme formano una porzione di taglio da 500 mm | A couple of head-frame together is for a cut of 500 mm

ANGOLO INTERNO 68/138 MM

INTERIOR ANGLE 68/138 MM

CODE
LT2011HS

Completi di giunti lineari | linear joint included

*Tramite questo codice è possibile ordinare il profilo in una lunghezza lineare non standard. Sostituire alla parola “misura” la lunghezza desiderata in mm. Per profili oltre i 3 mt e massimo 6 mt le condizioni di trasporto sono da concordare.
*Through this code it’s possible to order the profile in a not-standard linear lenght. Replace the word “misura” with the desired lenght in mm. For lenghts over 3 mt. to max. 6 mt. transport conditions to negotiate.
*El uso de este código, se puede ordenar el perfil en un lineal longitud no estándar. Sustitúyase la palabra “medida” de la longitud en mm. Perfiles para más de 3 my 6 m Condiciones máximas de transporte a convenir.
*Grâce à ce code, il est possible de commander le profilé dans une longueur linéaire non standard. Pour les longueurs supérieures à 3 m et allant jusqu’à 6 m max., il faut négocier les conditions de transport.
*Über diese Artikelnummer können Profile in beliebiger, von den Standardmaßen abweichender Länge bestellt werden. Hierfür muss anstelle des Worts “misura” die gewünschte Länge in mm angegeben werden. Bei Längen über 3 m und bis zu 6 m sind die Beförderungsbedingungen gesondert auszuhandeln.

ANGOLO ESTERNO PER TAGLIO DA 138 MM

EXTERIOR ANGLE FOR 138 MM CUT

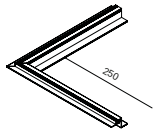

CODE
LT2012HS

Completi di giunti lineari | linear joint included

ANGOLO ESTERNO PER TAGLIO DA 68 MM

EXTERIOR ANGLE FOR 68 MM CUT

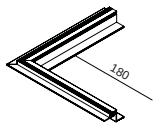

CODE
LT2012HS.68

Completi di giunti lineari | linear joint included

GIUNTI D'ANGOLO COPPIA

ANGLE CONNECTOR COUPLE

CODE
LT2014

Accessori non obbligatori. Necessari in caso di tagli in cantiere | Accessories not required. necessary in case of cuts on site

COPPIA GIUNTI LINEARI

STRAIGHT CONNECTOR COUPLE

CODE
LT2013

Accessori non obbligatori. Necessari in caso di tagli in cantiere | Accessories not required. necessary in case of cuts on site

STRIP BOBINA DA 5 METRI

STRIP LED 5 METERS ROLL

	W/mt	V	Led/mt	lm/mt	K	lm product	lm/W	CRI	IP	A	L.mm	Kg	CODE
LINEAR LED 24V	5,5	24	60	270	3000	1350	245	80	20	V.1	5000	0,18	ST05.30.5
	9,6	24	120	540	3000	2700	281	80	20	V.1	5000	0,18	ST10.30.5
	11	24	180	1200	3000	6000	545	80	20	V.1	5000	0,18	ST11.30.5
A+	18	24	168	2200	3000	11000	611	80	20	V.1	5000	0,18	ST21.30.5

	W/mt	V	Led/mt	lm/mt	K	lm product	lm/W	CRI	IP	A	L.mm	Kg	CODE
LINEAR LED IP65 24V	9,6	24	120	540	3000	2700	281	80	65	V.1	5000	0,18	ST10.30.5IP
	14,4	24	60	900	3000	4500	313	80	65	V.1	5000	0,18	ST15.30.5IP
A+	19,2	24	240	1080	3000	5400	281	80	65	V.1	5000	0,18	ST20.30.5IP

Apparecchio da incasso fisso a parete e soffitto, per illuminazione direzionata o diffusa mediante impiego di vetro diffusore satinato disponibile come accessorio. Incidenza emissione luminosa 90° (Incas 90 e 90 Micro) o 45° (Incas 45 e 45 Micro). Per sorgente LED integrata o per lampade alogene/LED QR-CB 35 GU4 e QR-CB 51 GU5,3 12V/230V, QPAR16 GU10 e QT14 c G9 230V/240V. Alimentazione remota disponibile come accessorio. Corpo e cornice di battuta super-slim larghezza 19-12 mm in metallo verniciato o cromato. Installabile anche in pareti e soffitti in calcestruzzo mediante apposita cassaforma in lamiera zincata disponibile come accessorio. Grado di protezione IP20/IP23.

Recessed downlight for wall and ceiling installation, for accent lighting (or diffused, through a white frosted glass available as an accessori). Light emission incidence 90° (Incas 90 and 90 Micro) or 45° (Incas 45 and 45 Micro). Equipped for integrated LED source or for halogen/LED lamps QR-CB 35 GU4 and QR-CB 51 GU5,3 12V/230V or QPAR16 GU10 and QT14 c G9 230V/240V lamps. Remote power-supply available as AN accessory. Body and super-slim 19-12 mm width frame in painted or chromed metal. It can also be installed in concrete or brick walls through specific galvanized steel wall-box, available as an accessory. Degree of protection IP20/IP23.

Einbau-Downlight für Wand- und Deckenmontage, für akzentuierte Beleuchtung (oder für diffuse Beleuchtung bei Verwendung des als Zubehör erhältlichen Glasschirms aus weißem Mattglas). Abstrahlwinkel 90° (Incas 90 und 90 Micro) oder 45° (Incas 45 und 45 Micro). Ausgelegt für integrierte LED-Lampe oder für Halogen-/LED-Lampen des Typs QR-CB 35 GU4 und QR-CB 51 GU5,3 (12 V/230 V) oder QPAR16 GU10 und Lampen des Typs QT14 c G9 (230 V/240 V). Externes Netzteil als Zubehör erhältlich. Korpus und superschlanker Rahmen (19-12 mm) aus lackiertem oder verchromtem Metall. Geeignet für den Einbau in Beton oder Mauerwerk bei Verwendung des als Zubehör erhältlichen speziellen Einbaugehäuses aus verzinktem Stahl. Schutzart IP20/IP23.

INCAS 45-90

Lampara emportable y fija por el techo y por una iluminacion extendida y difundido a traves del vidrio diffusor satinado disponible como accesorio. Emision de incidcencia de la luz 90° (Incas 90 y 90 Micro) or 45° (Incas 45 y 45 Micro) Completo con LED integrado o para lampara halogena/LED QR-CB 35 GU4 y QR-CB-51 GU5,3 12V/230V, QPAR16 GU10 y QT14 c G9 230V/240V. Alimentacion remota disponible como accesorio. Cuerpo y marco super-slim 19-12 mm de ancho en metal pintado o cromado. Tambien puede ser instalado en paredes y techos de hormigon usando una caja en lamina de zinc, disponible como accesorio. Grado de proteccion IP20/IP23.

Spot encastrable pour une installation au mur et au plafond, pour un éclairage d'accent ou diffus, à tavers l'emploi d'un verre mat blanc disponible comme un accessoire. Incidence d'émission de lumière 90° (Incas 90 et 90 Micro) ou 45° (Incas 45 et 45 Micro). Equipé pour la source LED intégrée ou pour les lampes halogène/LED QR-CB 35 GU4 et QR-CB 51 GU5,3 12 V/230 V ou les lampes QPAR16 GU10 et QT14 c G9 230 V/240 V. Alimentation à distance disponible comme un accessoire. Corps et colerette "super-slim" d'une largeur de 19 -12 mm en métal peint ou chromé. Il peut également être installé dans des murs en béton ou en briques grâce à un boîtier mural en tôle galvanisée spécifique, disponible comme un accessoire. Degré de protection IP20/IP23.

INCAS 45

0-25 | 92X90

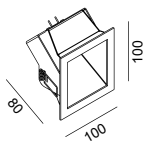

	W	mA	K	lm/Led	lm product	CRI	A	CODE		Col.
LED 50000h L90 B10 ta 25°C A+	5	500	3000	395	310	95	5.1	IN45.930S	/	01
QR-CB51 GU5,3 12V	W: 1 x max 50						A: T.1	CODE: IN45	/	Col.: 01
QT-14 c G9 230V	W: 1 x max 60							CODE: IN45G9	/	Col.: 01

Accessori - accessories
VT/IN45.90: Vetro diffusore satinato conferisce al prodotto grado di protezione IP40/IP43 | Frosted glass diffuser provides the fixture IP40/IP43 protection
CC94: Cassaforma - Wallbox

INCAS 90

0-25 | 92X90

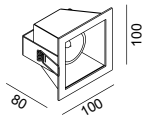

	W	mA	K	lm/Led	lm product	CRI	A	CODE		Col.
LED 50000h L90 B10 ta 25°C A+	5	500	3000	395	310	95	5.1	IN90.930S	/	01
QR-CB51 GU5,3 12V	W: 1x max 50						A: T.1	CODE: IN90	/	Col.: 01
QPAR16 GU10 230V	W: 1x max 50							CODE: IN90GU	/	Col.: 01

Accessori - accessories
VT/IN45.90: Vetro diffusore satinato conferisce al prodotto grado di protezione IP40/IP43 | Frosted glass diffuser provides the fixture IP40/IP43 protection
CC94: Cassaforma - Wallbox

HOW TO CREATE THE CODE:

	CODE		Col.
COMPULSORY CHOICE	###	/	01 02
	BASE CODE		COLOUR

Col. COLORI / FINISHINGS

01 - bianco - white

ACCESSORI | ACCESSORIES

CC94: Cassaforma - Wallbox
CC94M: Cassaforma - Wallbox

VT/IN45.90: vetro diffusore satinato - frosted glass diffuser
VT/IN92: vetro diffusore satinato - frosted glass diffuser

DATI FOTOMETRICI | PHOTOMETRIC DATA

INCAS 45 LED

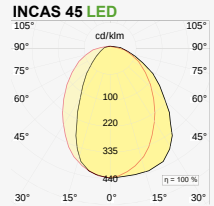

INCAS 45 MICRO

0-25 | 54X54

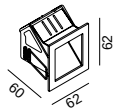

	W	K	lm/Led	lm product	CRI	A	Dim. mm	CODE	Col.
LED 50000h L70 B10 ta 25°C	1,5	3000	189	136	>80	5.1	62x62x60	IN93L2	01

	W	A	Dim. mm	CODE	Col.
QT12-LP GY6,35 12V	1x max 35	T.1	62x62x60	IN93	01

Accessori - accessories

VT/IN92: Vetro diffusore satinato conferisce al prodotto grado di protezione IP40/IP43 | Frosted glass diffuser provides the fixture IP40/IP43 protection.

CC94M: Cassaforma - Wallbox

INCAS 90 MICRO

0-25 | 54X54

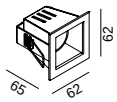

	W	K	lm/Led	lm product	CRI	A	Dim. mm	CODE	Col.
LED 50000h L70 B10 ta 25°C	1,5	3000	189	136	>80	5.1	62x62x65	IN92L2	01

	W	A	Dim. mm	CODE	Col.
QR-CB35 GU4 12V	1x max 35	T.1	62x62x65	IN92	01

Accessori - accessories

VT/IN92: Vetro diffusore satinato conferisce al prodotto grado di protezione IP40 | Frosted glass diffuser provides the fixture IP40 protection

CC94M: Cassaforma - Wallbox

Accessori- Accessories

VETRO DIFFUSORE SATINATO

FROSTED GLASS DIFFUSER

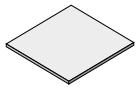

	DIM.mm	CODE
INCAS 45-90	81x84	VT/IN45.90
INCAS 45-90 MICRO	46x47	VT/IN92

L'inserimento di questo accessorio eleva il grado di protezione dell'apparecchio ad IP40 e IP43 - The inclusion of this accessory raises the protection degree of the lamp to IP40 and IP43

CASSAFORMA

WALLBOX

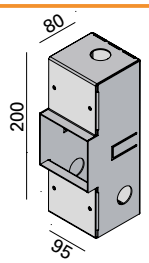

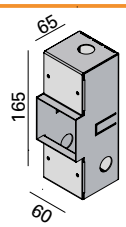

	DIM. mm	H mm	CODE
INCAS 45-90	95X80	200	CC94
INCAS 45-90 MICRO	60X65	165	CC94M

Cassaforma in lamiera zincata per installazione in laterizio o calcestruzzo - galvanized metal wallbox for installing in brick or reinforced concrete

Apparecchio da incasso a parete per illuminazione segnapasso direzionata con angolo di 20°, per sorgente LED integrata o per lampade alogene/LED QT12-LP GY6,35 12V/230V con alimentazione remota disponibile come accessorio. Corpo e cornice di battuta super-slim larghezza 5 mm. in metallo verniciato. Installabile anche in pareti e soffitti in calcestruzzo mediante apposita cassaforma in lamiera zincata disponibile come accessorio. Grado di protezione IP20.

Recessed downlight for wall installation, for guidance lighting with 20° angle direction, for integrated LED source or for halogen/LED QT12-LP GY6,35 12V/230V lamps, with remote power-supply available as an accessory. Body and super-slim 5 mm width frame in painted metal. It can also be installed in concrete or brick walls through specific galvanized steel wall-box, available as an accessory. Degree of protection IP20.

Einbau für Wandmontage, für die Orientierungsbeleuchtung im Winkel von 20°, für integrierte LED-Lampe oder für Halogen-/LED-Lampen des Typs QT12-LP GY6,35 (12 V/230 V), mit als Zubehör erhältlichem externen Netzteil. Korpus und superschlanker Rahmen (5 mm) aus lackiertem Metall. Geeignet für den Einbau in Beton oder Mauerwerk bei Verwendung des als Zubehör erhältlichen speziellen Einbaugehäuses aus verzinktem Stahl. Schutzart IP20.

Lampara emportable por la pared y con angulo marcador direccional de 20°, LED integrado o para lampara halogena/LED QT12-LP GY6,35 12V/230V con reactancia remota disponible como accesorio. Cuerpo y marco super-slim 5mm de ancho. In metal pintado. Tambien puede ser instalado en paredes y techos de hormigon usando una caja en lamina de zinc, disponible como accesorio. Grado de proteccion IP20.

Appareil encastrable pour une installation au mur, pour un éclairage de guidage avec une direction d'angle de 20°, pour une source LED intégrée ou pour les lampes halogènes/ LED QT12-LP GY6,35 de 12 V/230 V, avec l'alimentation à distance disponible comme un accessoire. Corps et colerette "super-slim" d'une largeur de 5 mm en métal peint. Il peut également être installé dans des murs en béton ou en briques grâce à un boîtier mural en tôle galvanisée spécifique, disponible comme un accessoire. Degré de protection IP20.

STEP 75

15 | 27X69

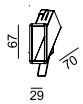

	W	mA	K	lm/Led	lm product / S 16°	CRI	A	Dim mm	H mm	Kg	CODE	Col.
LED 50000h L70 B10 ta 25°C	1,5	500	3000	350	252	>80	5.1	29x70	67	0,2	LT1983BC	01 / 02

Accessori - accessories
LT1992: Cassaforma - Wallbox

STEP 150

15 | 27X144

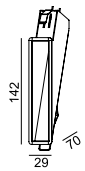

	W	mA	K	lm/Led	lm product / S 16°	CRI	A	Dim mm	H mm	Kg	CODE	Col.
LED 50000h L70 B10 ta 25°C	1,5	500	3000	350	252	>80	5.1	29x70	142	0,2	LT1982BC	01 / 02

Accessori - accessories
LT1991: Cassaforma - Wallbox

STEP 300

15 | 27X372

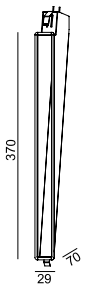

	W	mA	K	lm/Led	lm product / S 16°	CRI	A	Dim mm	H mm	Kg	CODE	Col.
LED 50000h L70 B10 ta 25°C	1,5	500	3000	350	252	>80	5.1	29x70	370	0,7	LT1981BC	01 / 02

Accessori - accessories
LT1990: cassaforma - Wallbox

Col. COLORI / FINISHINGS

01 - bianco - white
02 - nero - black

ACCESSORI | ACCESSORIES

L199#: cassaforma - wallbox
page 505

DATI FOTOMETRICI | PHOTOMETRIC DATA
STEP LED

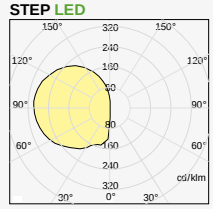

CASSAFORMA

WALLBOX

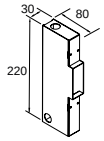

	Dim.	H	CODE
STEP 75	30x80	220	LT1992

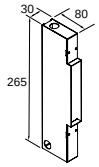

	Dim.	H	CODE
STEP 150	30x80	265	LT1991

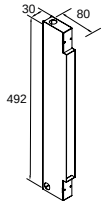

	Dim.	H	CODE
STEP 300	30x80	495	LT1990

HOW TO CREATE THE CODE:

COMPULSORY CHOICE

CODE		Col.
###	/	01 02
BASE CODE		COLOUR

Apparecchio da incasso a parete per illuminazione indiretta, completo di sorgente lineare LED da completare con driver remoto o per lampade fluorescenti compatte TC-TEL GX24q3/4 completo di alimentazione elettronica 50/60Hz 230/240V o alogene QT-DE 12 230V/240V. Disponibile in versione con cornice di battuta o a scomparsa totale trimless. Corpo e cornice di battuta super-slim larghezza 15 mm. in metallo verniciato. Particolari meccanici in acciaio. Completo di schermo di protezione in vetro temperato. Installabile anche in pareti e soffitti in calcestruzzo mediante apposita cassaforma in lamiera zincata disponibile come accessorio. Grado di protezione IP20.

Recessed downlighter for wall installation, for indirect lighting, complete with linear LED to be complete with remote power supply or for TC-TEL GX24 q3-4 compact fluorescent lamps, complete with electronic power-supply 50/60Hz 230/240V. Available in version with frame or trimless. Body and super-slim 15 mm width frame in painted metal. Mechanical details steel-made. Complete with safety tempered glass and high efficiency pre-anodized aluminium reflector. It can also be installed in concrete or brick walls through specific galvanized steel wall-box, available as an accessory. Degree of protection IP20.

Einbau-Downlight für Wandmontage, für indirekte Beleuchtung, komplett mit dimmbarer LED-Linienlampe (230/240 V) oder für Kompakt-Leuchtstofflampen des Typs TC-TEL GX24 q3-4, komplett mit elektronischem Netzteil (50/60 Hz, 230/240 V). Korpus und superschlanker Rahmen (15 mm) aus lackiertem Metall. Mechanische Teile aus Stahl. Komplett mit Scheibe aus gehärtetem Schutzglas und hocheffizientem Reflektor aus voranodisiertem Aluminium. Geeignet für den Einbau in Beton oder Mauerwerk bei Verwendung des als Zubehör erhältlichen speziellen Einbaugehäuses aus verzinktem Stahl. Schutzart IP20.

WINDOW

Lampara emportable en pared para iluminacion indirecta, completo de linear LED a completar con alimentador remoto o para lamparas fluorescentes compactas TC-TEL GX24 q3-4 completos de reactancia electronica 50/60Hz 230/240V. Disponible en version con o sin marco. Cuerpo y marco super-slim 15 mm de ancho en metal pintado. Piezas mecanicas de acero. Completo con pantalla de vidrio de seguridad templado y reflector de aluminio pre-anodizado de alta eficienza. Tambien puede ser instalado en paredes y techos de hormigon usando una caja en lamina de zinc disponible como accesorio. Grado de proteccion IP20.

Appareil encastrable pour une installation au mur, pour un éclairage indirect, complet avec source LED linéaire à compléter avec alimentateur à distance, ou pour les lampes fluorescentes compactes TC-TEL GX24 q3-4, avec une alimentation électronique de 50/60 Hz 230/240 V. Corps et colerette “super-slim” d’une largeur de 15 mm en métal peint. Détails mécaniques en acier. Complet avec un verre tempré de sécurité. Il peut également être installé dans des murs en béton ou en briques grâce à un boîtier mural en tôle galvanisée spécifique, disponible comme un accessoire. Degré de protection IP20.

CONSERVATORIO A.BOITO PARMA - ITALY
PROJECT F.LLI SCORPINETTI
PHOTO M.FLORES

WINDOW 224

0-12 | 208x208

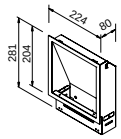

	W	mA	K	lm/Led	lm product	CRI	A	CODE	K		Col.
LED 6,2W 16,0-19,6V CRI>90 16V	2,4	350	3000 4000	1400 1480	770 814	>90	3.4	WI001.9	30 40	/	01

A+ LED mod 350 mA dc III A IP20 CE

	W		CODE	DaliT&D		Col.
TC-TEL GX24-q3-4 230V	1x26/32/42		WI003	D	/	01

A→B Ø A IP20 CE

Accessori - accessories
LT1692: cassaforma - wallbox

WINDOW 306

0-12 | 290X208

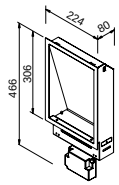

	W	K	lm/Led	lm product	CRI	A	CODE	K		Col.
LED 6,2W 16,0-19,6V CRI>90 16V	12,4	3000 4000	1400 1480	770 814	>90	3.4	WI011.9	30 40	/	01

A+ LED mod 350 mA dc III A IP20 CE

	W		CODE	DaliT&D		Col.
TC-TEL GX24-q3-4 230V	1x26/32/42		WI013	D	/	01

A→B Ø A IP20 CE

Accessori - accessories
LT1693: cassaforma - wallbox

Accessori- Accessories

CASSAFORMA

WALLBOX

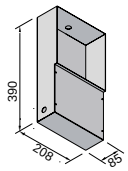

		CODE
	WINDOW 224	LT1692

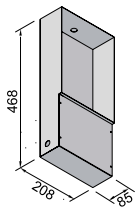

		CODE
	WINDOW 306	LT1693

WINDOW M 224

13 | 200x200

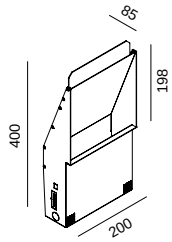

	W	K	lm/Led	lm product	CRI	A	Dim mm	H mm	CODE	K		Col.
LED 6,2W 16,0-19,6V CRI>90 16V	12,4	3000 4000	1400 1480	770 814	>90	3.4	200x85	400	WI101.9	30 40	/	01

	W	Dim mm	H mm	CODE	DaliT&D		Col.
TC-TEL GX24-q3-4 230V	1x26/32/42	200x85	480	WI103	D	/	01

Per installazione in pareti di laterizio non necessita di cassaforma/ For installation in brick walls does not require wallbox

WINDOW M 306

13 | 282X200

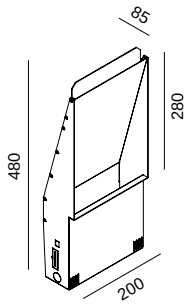

	W	K	lm/Led	lm product	CRI	A	Dim mm	H mm	CODE	K		Col.
LED 6,2W 16,0-19,6V CRI>90 16V	12,4	3000 4000	1400 1480	770 814	>90	3.4	200x85	480	WI111.930	30 40	/	01

	W	Dim mm	H mm	CODE	DaliT&D		Col.
TC-TEL GX24-q3-4 230V	1x26/32/42	200x85	480	WI113	D	/	01

Per installazione in pareti di laterizio non necessita di cassaforma/ For installation in brick walls does not require wallbox.

HOW TO CREATE THE CODE:

	CODE	K	DaliT&D		Col.
COMPULSORY CHOICE	###	30 40	D	/	01 02
OPTIONAL CHOICE					
	BASE CODE	KELVIN	DALI T&D		COLOUR

K° KELVIN



Col. COLORI / FINISHINGS

01 - bianco - white

VERSIONI OPZIONALI | OPTIONAL VERSION

D DIMMERABILE DALI
DIMMABLE DALI

DATI FOTOMETRICI | PHOTOMETRIC DATA

WINDOW LED

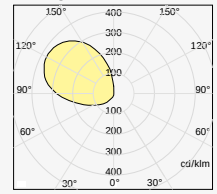

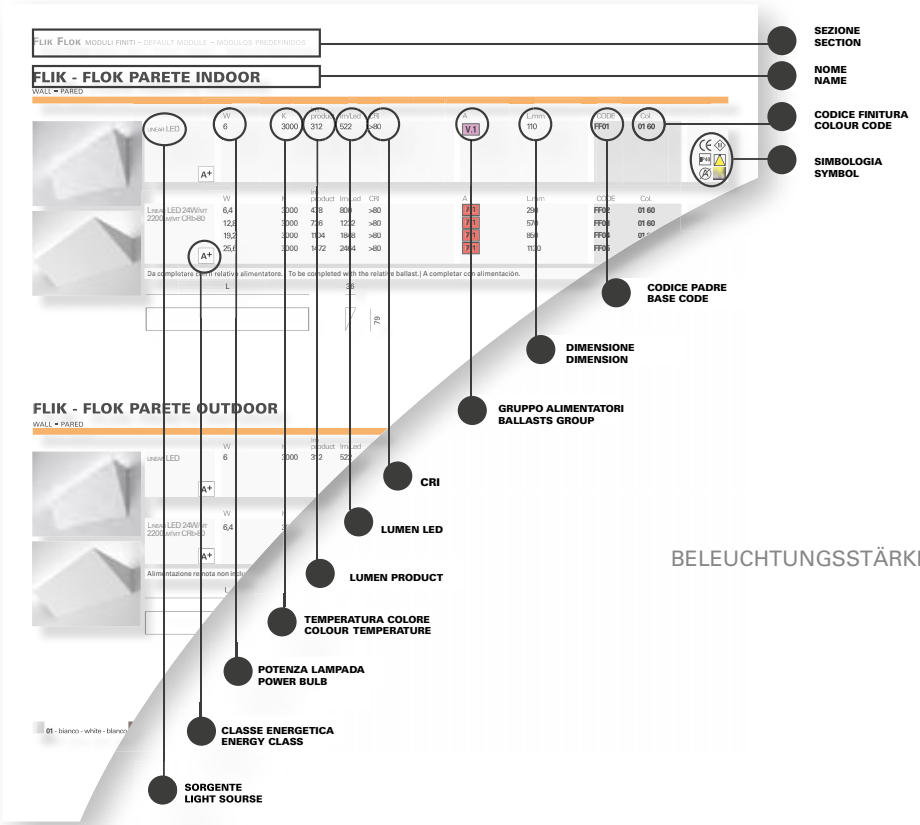

GUIDA ALLA LETTURA
READING GUIDE
GUIDE DE LECTURE
GUÍA DE LECTURA
LESELEITFADEN

ALIMENTATORI - POWER SUPPLIERS
EINSCHLIESSLICH - ALIMENTADORES - BALLAST p. 731



LIVELLO DI ILLUMINAMENTO - LIGHTING LEVEL
BELEUCHTUNGSSTÄRKE (LUX) - NIVEL DE ILUMINACION - NIVEAU D'ECLAIRAGE p. 725

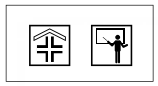

LAMPADINE - BULBS
LEUCHTMITTEL - BOMBILLAS - AMPOULES p. 731

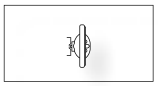

TAGLI A MISURA - CUSTOM CUTS
MASSGESCHNEIDERTE ZUSCHNITTE - CORTADO A LA MEDIDA - DECOUPES SUR MESURE p. 727

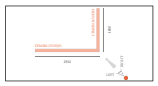

SIMBOLOGIA - SYMBOLS
SYMBOLERLAUTERUNG - PICTOGRAFIA - PICTOGRAPHIE p.836

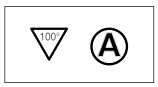

COLORI - COLOURS
FARBEN - ACABADOS COULEURS p.837

INDICE CODICI - INDEX CODE p.837

		ON/ OFF	TAGLIO DI FASE TRAILING EDGE - LEADING EDGE	DALI	PUSH & DIMM	1-10 V	I	V IN	V OUT RANGE	W	LXPXH (MM)	Ø (MM)	IP
3.1	AE350.8C	●					350	100÷240V	0÷24	0÷8	35x60x21,5	42	20
	AE350.10C	●					350	220÷240V	9÷31	3÷10	37x80x21	45	20
	AE350.10CD	●	●				350	220÷240V	9÷31	3÷10	37x80x21	45	20
	AE700.20CD.MP to be set at 350mA	●		●			350	100÷264V	0÷43	0÷15	52x111x22	55	20
	AE700.20C.10V.MP to be set at 350mA	●			●	●	350	100÷264V	0÷57	0÷15	52x111x22	55	20
3.2	AE350.12C	●					350	220÷240V	8÷36	3÷12	45x123x19	49	20
	AE350.16CD	●	●				350	220÷240V	29÷46	10÷16	38x131x29	46	20
	AE700.20CD.MP to be set at 350mA	●		●			350	100÷264V	0÷43	0÷15	52x111x22	55	20
	AE700.20C.10V.MP to be set at 350mA	●			●	●	350	100÷264V	0÷57	0÷15	52x111x22	55	20
3.3	AE350.16C	●					350	220÷240V	12÷46	4,2÷16	131x38x29	46	20
	AE350.16CD	●	●				350	220÷240V	29÷46	10÷16	38x131x29	46	20
3.4	AE350.16C	●					350	220÷240V	12÷46	4,2÷16	131x38x29	46	20
	AE350.16CD	●	●				350	220÷240V	29÷46	10÷16	38x131x29	46	20
	AE350.25C	●					350	198-264Vac	10÷72	5÷25	131x38x29	46	20
	AE350.25CD	●	●				350	198-264Vac	45÷72	16÷25	131x38x29	46	20
	AE350.50C	●					350	198÷264V	66÷143	23÷50	70,2x170,5x32	73	20
	AE700.20CD.MP to be set at 350mA	●		●			350	100÷264V	0÷43	0÷15	52x111x22	55	20
	AE700.20C.10V.MP to be set at 350mA	●			●	●	350	100÷264V	0÷57	0÷15	52x111x22	55	20
	AE700.50CD.MP to be set at 350mA	●		●	●	●	350	99÷264V	0÷112	0÷40	124X79X22	84	20
	AE1050.50CD.MP to be set at 350mA	●		●	●	●	350	220÷240V	0÷74	0÷25	79x124x22	84	20

		ON/ OFF	TAGLIO DI FASE TRAILING EDGE LEADING EDGE	DALI	PUSH & DIMM	1-10 V	I	V IN	V OUT RANGE	W	LXPXH (MM)	Ø (MM)	IP
5.1	AE500.6C	●					500	90÷264V	0÷12	0÷6	68x35x21.5	38	20
	AE500.20C1	●					500	100÷264V	0÷45	0÷20	38x122x28	48	20
	AE700.20C.MP to be set at 500mA	●					500	198÷264V	0÷40	0÷20	111X52X22	55	20
	AE700.20CD.MP to be set at 500mA	●		●			500	100÷264V	0÷43	0÷20	52x111x22	55	20
	AE700.20C.10V.MP to be set at 500mA	●			●	●	500	100÷264V	0÷43	0÷20	52x111x22	55	20
	AE700.32CD.MP to be set at 500mA	●		●			500	100÷264V	0÷47	0÷24	67x103x21	72	20
	AE1050.50C.MP to be set at 500mA	●					500	220÷240V	0÷72	0÷35	79x124x22	84	20
5.2	AE500.20C1	●					500	100÷264V	0÷45	0÷20	38x122x28	48	20
	AE700.32CD.MP to be set at 500mA	●		●			500	100÷264V	0÷47	0÷24	67x103x21	72	20
	AE700.32C.10V.MP to be set at 500mA	●			●	●	500	100÷264V	0÷47	0÷24	67x103x21	72	20
	AE1050.50C.MP to be set at 500mA	●					500	220÷240V	0÷72	0÷35	79x124x22	84	20
	AE1050.50CD.MP to be set at 500mA	●		●	●	●	500	220÷240V	0÷74	0÷35	79x124x22	84	20
5.3	AE500.25C	●					500	100÷264V	10÷50	5÷25	38x131x29	46	20
	AE500.25CD	●	●				500	220÷240V	32÷5	16÷25	38x131x29	46	20
5.4	AE500.25C	●					500	100÷264V	10÷50	5÷25	38x131x29	46	20
	AE500.25CD	●	●				500	220÷240V	32÷5	16÷25	38x131x29	46	20
	AE700.32CD.MP to be set at 500mA	●		●			500	100÷264V	0÷47	0÷24	67x103x21	72	20
	AE700.32C.10V.MP to be set at 500mA	●			●	●	500	100÷264V	0÷47	0÷24	67x103x21	72	20
5.5	AE500.6C	●					500	90÷264V	0÷12	0÷6	68x35x21.5	38	20
	AE500.10C	●					500	220÷240V	9÷21	4÷10	37x80x21	46	0
	AE500.10CD	●	●				500	220÷240V	9÷21	4÷10	37x80x21	46	0
	AE700.20C.MP to be set at 500mA	●					500	198÷264V	0÷40	0÷20	111X52X22	55	20
	AE700.20CD.MP to be set at 500mA	●		●			500	100÷264V	0÷43	0÷20	52x111x22	55	20
	AE700.20C.10V.MP to be set at 500mA	●			●	●	500	100÷264V	0÷43	0÷20	52x111x22	55	20
	AE500.16C	●					500	220-240Vac	0:43V	0:16	131x38x29	46	20
	AE500.16CD	●	●				500	220÷240V	20÷32	10÷16	38x131x29	46	20
	AE500.25C	●					500	100÷264V	10÷50	5÷25	38x131x29	46	20
	AE500.25CD	●	●				500	220÷240V	32÷5	16÷25	38x131x29	46	20

		ON/ OFF	TAGLIO DI FASE TRAILING EDGE LEADING EDGE	DALI	PUSH & DIMM	1-10 V	I	V IN	V OUT RANGE	W	LXPXH (MM)	Ø (MM)	IP
7.1	AE700.11C	●					700	220÷240V	0÷16	0÷11	22X158X19	32	20
	AE700.10CD	●	●				700	220÷240V	6÷16	4÷10	37X80X21	45	20
	AE700.20CD.MP to be set at 700mA	●		●			700	100÷264V	0÷28	0÷20	52x111x22	55	20
	AE700.20C.10V.MP to be set at 700mA	●			●	●	700	100÷264V	0÷28	0÷20	52x111x22	55	20
7.2	AE700.10C	●					700	220÷240V	6÷16	4÷10	37X80X21	45	20
	AE700.10CD	●	●				700	220÷240V	6÷16	4÷10	37X80X21	45	20
	AE700.20CD.MP to be set at 700mA	●		●			700	100÷264V	0÷28	0÷20	52x111x22	55	20
	AE700.20C.10V.MP to be set at 700mA	●			●	●	700	100÷264V	0÷28	0÷20	52x111x22	55	20
7.3	AE150.48V	●						220-240V	48	150	240X60X49	80	20
	AE75.48V	●						220-240V	48	75	225x60x36	70	20
	AE700.16C	●					700	198÷264V	6÷23	4,2÷16	38x131x29	46	20
	AE700.16CD	●	●				700	198÷264V	14÷23	10÷16	38x131x29	46	20
	AE700.25C	●					700	220÷240V	21÷36	15÷25	38x131x29	46	20
	AE700.40C	●					700	220÷240V	20÷57	0÷40	83x170,5x32	85	0
	AE700.25CD	●	●				700	220÷240V	23÷37	16÷25	52x111x22	46	20
	AE700.32CD.MP to be set at 700mA	●		●			700	100÷264V	0÷46	0÷32	67x103x21	72	20
	AE700.32C.10V.MP to be set at 700mA	●			●	●	700	100÷264V	0÷46	0÷32	67x103x21	72	20
7.4	AE700.25C	●					700	220÷240V	21÷36	15÷25	38x131x29	46	20
	AE700.25CD	●	●				700	220÷240V	23÷37	16÷25	52x111x22	46	20
10.1	AE1050.48C	●					1050	220÷240V	22÷46	23÷48	71x171x32	76	20
	AE1050.50CD.MP to be set at 1050mA	●		●	●	●	1050	220÷240V	0÷35	0÷50	79x124x22	84	20
T.1	TRAS/70D	●	●				0	220÷240V	12	2,5÷50Led 2,5÷70Hal	107x32x20	40	20
T.2	TRAS/70D	●	●				0	220÷240V	12	2,5÷50Led 2,5÷70Hal	107x32x20	40	20
	TRAS/105D	●	●				0	220÷240V	12	2,5÷55Led 2,5÷105Hal	117x35x22	42	20

		ON/ OFF	TAGLIO DI FASE TRAILING EDGE - LEADING EDGE	DALI	PUSH & DIMM	1-10 V	I	V IN	V OUT RANGE	W	LXPXH (MM)	Ø (MM)	IP
V.1	AE30.24VL	●						220-240 Vac	24Vdc	30	251X30X16H	34	20
	AE60.24VIP	●						220-240Vac	24Vdc	60	198x44x40	60	65
V.2	AE20.24V	●						220-240 Vac	24Vdc	20	131x38x29	48	20
	AE25.24VIP	●						220-240Vac	24Vdc	25	150x40x30	50	65
	AE30.24VL	●						220-240 Vac	24Vdc	30	251X30X16H	34	20
	AE50.24V	●						220-240Vac	24Vdc	50	225x60x36	70	20
	AE60.24VIP	●						220-240Vac	24Vdc	60	198x44x40	60	65
	AE75.24V	●						210-230 Vac	24Vdc	75	194X63X30h	65	20
	AE75D.24V	●		●				220-240Vac	24Vdc	75	220x47x44	65	0
	AE100.1.24V	●						220-240Vac	24 Vdc	100	201x70x35	79	20
	AE100.24VIP	●						220-240Vac	24Vdc	100	270x63 H40,5	76	67
	AE100D.24V	●		●				100-250Vac	24Vdc	100	210x75x35	83	20
	AE150.24VIP	●						120-240Vac	24Vdc	150	210x69x37	78	67
	AE150D.24VIP	●		●				220-240Vac	24Vdc	150	220x63x35	73	67
V.3	AE100.48V	●						90-264V	48V	100	200,5x69,5x39	80	20
	AE50.48V	●						220-240V	48	50	225x60x36	70	20
WD	AE1050.18CD. MP to be set at 1050mA			●			1050	220÷240V		0÷18			0

LIVELLO DI ILLUMINAMENTO

LIGHTING LEVEL - BELEUCHTUNGSSTÄRKE - NIVEL DE ILUMINACION (LUX) - NIVEAU D'ECLAIRAGE UNI 10380/A1

	Ambienti medici: 500 750 1000 camere di degenza, sale operatorie, ambulatori, pronto soccorso, corsie, camere asettiche	Medical space: 500 750 1000 medical rooms, operating rooms, autpatient wards, emergency treatment rooms, wards, aseptic rooms	Entornos medicos: 500 750 1000 habitaciones de los pacientes, salas operatoria, sala operatoria, la ciurgia, Primeros auxilios, paillos, salas blancas	Domaine médical : 500#750#1000 locaux médicaux, salles d'opération, salles de consultation externe, services d'urgence, salles, salles aseptiques	Medizinische Einrichtungen: 500#750#1000 medizinische Räume, Operationssäle, Ambulanzen, Notaufnahmen, Stationen, sterile Räume
	Scuole: 300 500 750 aule, locali didattici, laboratori, sale riunioni	School: 300 500 750 Classrooms, lab and artistic activity-zones, meeting rooms.	Estabilicimientos educativos: 300 500 750 Aulas, laboratorios and aula de tutoria, aulas comunes de estudio.	Ecole : 300#500#750 salles de classe, laboratoire et zones d'activités artistiques, salles de réunion	Schulen: 300#500#750 Klassenräume, Labors, Kunst- und Theaterräume, Konferenzzimmer.
	Uffici con videoterminali: 200 300 500 con attività a video superiore alle 6 ore continuative	Offices with videoterminals: 200 300 500 with video work more than 6 hours	Oficinas: 200 300 500 con video de actividad de mas de 6 horas consecutivas	Bureaux avec des terminaux vidéo: 200#300#500 avec une vidéo fonctionnant plus de 6 heures	Büros mit Videoterminals: 200#300#500 Mit Videovorführungen über Zeiträume von mehr als 6 Stunden
	Open space: 200 300 500 uffici, grandi aree, ambienti pubblici, sale d'attesa	Open spaces: 200 300 500 offices, big areas, public spaces, waiting rooms	Open spaces: 200 300 500 oficinas, grandes areas, los espacios publicos, salas de espera	Grands espaces : 200#300#500 bureaux, grands espaces, lieux publics, salles d'attente	Offene Bereiche: 200#300#500 Büros, große Bereiche, öffentliche Räume, Warteräume
	Arte e cultura: 150 200 300 cinema, teatri, musei, gallerie, chiese, biblioteche, auditori, monumenti	Art and culture: 150 200 300 cinemas, theatres, museums, galleries, churches, libraries, auditoriums, monuments	Art and culture: 150 200 300 cine, teatros, museos, galerias, iglesias, bibliotecas, auditorium, monumentos.	Art et culture : 150#200#300 cinémas, théâtres, musées, galeries, églises, bibliothèques, salles, monuments	Kunst- und Kultureinrichtungen: 150#200#300Kinos, Theater, Museen, Galerien, Kirchen, Bibliotheken, Auditorien, Monumente
	Ambienti comuni: 150 200 300 corridoi, giro scale, ascensori	Share spaces: 150 200 300 corridors, stairs, lifts	Areas comunes: 150 200 300 pasillos, escala, ascensor.	Espaces communs : 150#200#300 couloirs, escaliers, ascenseurs	Gemeinsam genutzte Bereiche: 150#200#300 Korridore, Treppen, Aufzüge
SHOP	Centri commerciali: 500 750 1000 negozi in genere, sale esposizioni, vetrine, supermercati, aeroporti, facciate di negozi	Shopping centres: 500 750 1000 shops in general, showrooms, shop windows, supermarkets, airports, shop fronts	Centro comercial: 500 750 1000 tiendas en general, showrooms, destacados, supermercado, aeropuerto.	Centres commerciaux : 500#750#1000 magasins en général, salles d'exposition, vitrines de magasins, supermarchés, aéroports, devantures	Einkaufszentren: 500#750#1000 Geschäfte ganz allgemein, Showrooms, Schaufenster, Supermärkte, Flughäfen, Ladenfronten
	Locali secondari: 150 200 300 sale macchine, cantine, guardaroba, depositi, box, spogliatoi, cucine, bagni	Secondary spaces: 150 200 300 Cellars, workshops, cloakrooms, deposits, boxes, bathrooms, kicthens, dressingrooms.	Espacio de sucundaria: 150 200 300 salas de maquinas, bodega, armario, deposito, box, vestuario, cocina, toilette.	Espaces secondaires : 150#200#300 caves, ateliers, vestiaires, dépôts, boxes, salles de bain, cuisines, garde-robes	Sekundärräume: 150#200#300 Keller, Werkstätten, Garderoben, Lagerräume, Container, Bäder, Küchen, Umkleideräume
	Locali generali: 150 200 300 abitazioni, alberghi, camere	General spaces: 150 200 300 residential areas, hotels, rooms	Local general: 150 200 300 casa, hotels, dormitorio	Espaces généraux : 150#200#300 zones résidentielles, hôtels, salles	Allgemeine Einrichtungen: 150#200#300 Wohngebäude, Hotels, Räume
	Industrie alimentari: 200 300 500	Alimentary industries: 200 300 500	Industrias de productos alimentacios: 200 300 500	Industries alimentaires : 200#300#500	Lebensmittelindustrie: 200#300#500
	Ristoranti, bar, mense: 150 200 300	Resturants, bars, refectories: 150 200 300	Restaurantes, bar, cantina: 150 200 300	Restaurants, bars, réfectoires : 150#200#300	Restaurants, Bars, Mensen 150#200#300
	Uffici tecnici: 500 750 1000	Technical officies: 500 750 1000	Oficina tecnica: 500 750 1000	Bureaux techniques : 500#750#1000	Technische Büros: 500#750#1000

LAMPADINE - BULBS - BOMBILLAS

HALOGEN LAMPS

ZVEI CODE	POWER (W)	LUMINOUS FLUX (LM)	LAMP HOLDER
QT9-LP	20	320	G4
QT12-LP	35	600	GY6,35
	50	930	GY6,35
QT14 c	25	210	G9
	40	410	G9
	60	700	G9
	75	890	G9
	20	200	G9
	33	460	G9
	48	740	G9
	60	980	G9
QT-DE12	80/74,9 мм	1380	R7S
	120/74,9 мм	2220	R7S
	120/114,2 мм	2220	R7S
	160/114,2 мм	3100	R7S
QT32 c	75	1000	E27
	100	1800	E27
	150	2870	E27
	205	4200	E27
QR-LP 111	50 (4°)	40000 CD	G53
	50 (8°)	20000 CD	G53
	50 (24°)	4000 CD	G53
	50 (45°)	1700 CD	G53
	75 (8°)	30000 CD	G53
	75 (24°)	5300 CD	G53
	75 (45°)	2000 CD	G53
	100 (8°)	48000 CD	G53
	100 (24°)	8500 CD	G53
	100 (45°)	2800CD	G53
QR-CB35	20 (30°)	600 CD	GU4
	35 (30°)	1200 CD	GU4
QR-CB51	20 (36°)	500 CD	GU5,3
	35(38°)	1000 CD	GU5,3
	50 (38°)	1600 CD	GU5,3
	20 (38°)	780 CD	GU5,3
	35 (38°)	1500 CD	GU5,3
	50 (38°)	2200 CD	GU5,3
QPAR16	35 (50°)	300 CD	GU10
	50(25°)	950 CD	GU10
	50(50°)	400 CD	GU10
QPAR20	50 (30°)	1100 CD	E27
QPAR30	75 (30°)	2000 CD	E27
	100 (30°)	3300 CD	E27

FLUORESCENT LAMPS

ZVEI CODE	POWER (W)	LUMINOUS FLUX (LM)	LAMP HOLDER
TC-DEL	10/840	600	G24q-1
	13/840	900	G24q-1
	13/827	900	G24q-1
	18/840	1200	G24q-2
	18/830	1200	G24q-2
	18/827	1200	G24q-2
	26/840	1680	G24q-3
	26/830	1680	G24q-3
	26/827	1620	G24q-3
TC-L	18/840	1200	2G11
	18/830	1200	2G11
	18/827	1200	2G11
	24/840	1800	2G11
	24/830	1800	2G11
	36/840	2900	2G11
	36/830	2900	2G11
	36/827	2900	2G11
	55/840	4650	2G11
	55/830	4650	2G11
	80/840	6000	2G11
	80/830	6000	2G11
TC-TEL	13/840	900	GX24q-1
	18/840	1200	GX24q-2
	18/830	1200	GX24q-2
	26/840	1800	GX24q-1
	26/830	1800	GX24q-3
	26/827	1800	GX24q-3
	32/840	2400	GX24q-3
	32/830	2400	GX24q-3
	32/827	2400	GX24q-3
	42/840	3200	GX24q-4
	42/830	3200	GX24q-4
	42/827	3200	GX24q-4
T16	24/840	1700	G5
	24/830	1700	G5
	39/840	3220	G5
	39/830	3220	G5
	49/840	4165	G5
	49/830	4165	G5
	54/840	4450	G5
	54/830	4450	G5
	80/840	6150	G5
	80/830	6150	G5
	14/830	1230	G5
	21/830	1910	G5
	28/830	2640	G5
	35/830	3320	G5

TAGLI A MISURA

Come ordinare profili, diffusori, sagomatori, dissipatori di lunghezza lineare non standard o con l'estremità tagliata a 45°

A) PROFILO, DIFFUSORE, SAGOMATORI, DISSIPATORE DI LUNGHEZZA LINEARE NON STANDARD

- Scegliere il codice "misura/XX" del prodotto desiderato
- Sostituire alla parola "misura" la lunghezza desiderata in mm.
- Calcolare il prezzo seguendo le istruzioni riportate sul listino prezzi
  Esempio:
  Profilo MINIFILE Soffitto bianco di lunghezza 2.530 mm. LTM00.misura –diventa LTM00.2350/01

B) PROFILO, DIFFUSORE, SAGOMATORI, DISSIPATORE CON UNA O DUE ESTREMITA' TAGLIATE A 45°

- Scegliere il codice "misura/XX" del prodotto desiderato
- Sostituire alla parola "misura" la lunghezza desiderata in mm.
- Aggiungere alla misura le lettere D (destro), S (sinistro), L (sinistro/destro), Z (sinistro/sinistro), R (destro/destro) o G (parete/soffitto) a seconda del taglio desiderato, seguendo gli esempi sotto riportati
- Calcolare il prezzo seguendo le istruzioni riportate sul listino prezzi
  Esempio:

Composizione a "L" di due profili MINIFILE Incasso bianco, 2.530 x 1.650 mm. e relativi tagli a 45° Sinistro e Destro.

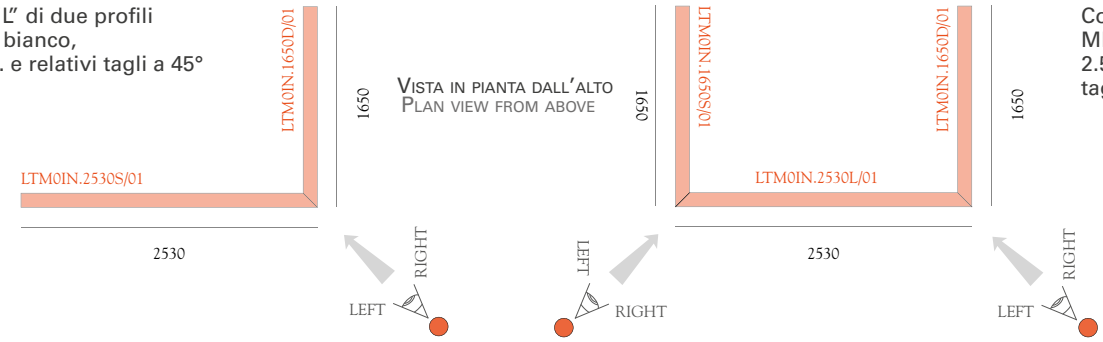

Composizione a "U" di tre profili MINIFILE Incasso bianco, 2.530 x 1.650 x 2.530 mm. e relativi tagli a 45° Sinistro e Destro.

"L" shaped composition of MINIFILE Recessed profiles white, 2.530 x 1.650 mm. and relative 45°-angle Left and Right cuts.

VISTA IN PIANTA DALL'ALTO
PLAN VIEW FROM ABOVE

POSIZIONE DELL'OSSERVATORE PER DETERMINARE IL TAGLIO SINISTRO E DESTRO
OBSERVER'S POSITION TO DETERMINE THE RIGHT AND LEFT CUT

"U" shaped composition of MINIFILE Recessed profiles white, 2.530 x 1.650 x 2.530 mm. and relative 45°-angle Left and Right cuts

CUSTOM CUTS

How to order profiles, diffusers, shapers or heatsinks in a non-standard linear lenght or with ends 45°-angle cut.

A) PROFILE, DIFFUSER, SHAPERS, HEATSINK OF A NON-STANDARD LINEAR LENGHT

- choose the "misura /XX" ref. code of the desired product
- replace the word "misura" with the desired lenght in mm.
- to calculate the price follow the instructions reported on the pricelist.
  Example
  MINIFILE Ceiling profile white of 2.530 mm. LTM00.misura becomes LTM00.2530/01

B) PROFILE, DIFFUSER, SHAPERS, HEATSINK WITH ONE OR BOTH ENDS 45°- ANGLE CUT

- choose the "misura /XX" ref. code of the desired product
- replace the word "misura" with the desired lenght in mm.
- Add to the dimension the letters D (right), S (left), L (right/left), Z (left/left), R (right/right) or G (wall/ceiling) according to the desired cut, following the examples hereunder
- to calculate the price follow the instructions reported on the pricelist.
  Examples (see above)

CORTADO A LA MEDIDA

Como pedir perfiles, difusores, moldeadores, disipadores de largo lineal no estándar o con corte a 45°.

A) PERFIL, DIFUSOR, MOLDEADORES, DISIPADOR DE LARGO LINEAL NO ESTANDAR

- Elegir el código "medida (misura)/XX" del producto deseado (Minifile, File, FileH, File2, File2H, Containers, Segment)
- Sustituir la palabra "medida (misura)" por la medida deseada en mm.
- Calcular el precio siguiendo las instrucciones detalladas en el listado de precios.
  Ejemplo:
  Perfil MINIFILE plafón blanco de 2.530 mm de largo LTM00.misura- se convierte en LTM00.2530/01

B) PERFIL, DIFUSOR, MOLDEADOR, DISIPADOR CON UNO DOS CORTES A 45°

- Elegir el código "medida (misura)/XX" del producto deseado (Minifile, File, FileH, File2, File2H, Containers, Segment)
- Sustituir la palabra "medida (misura)" por la medida deseada en mm.
- Añadir a la medida la letra D (derecha), S (izquierda), L (izquierda/derecha), Z (izquierda/izquierda), R (Derecha/derecha) o G (pared/techo) según el corte deseado, siguiendo los ejemplos abajo señalados.
- Calcular el precio siguiendo las instrucciones detalladas en el listado de precios.
  Esempio:

Composición a "L" de dos perfiles MINIFILE empotrados blanco, 2.530 x 1.650 mm. y los correspondientes cortes a 45° izquierda y derecha.

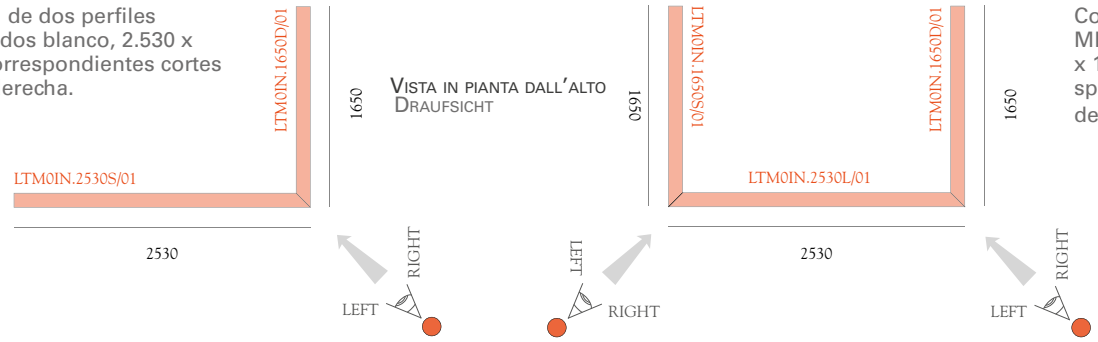

Composición a "U" de tres perfiles MINIFILE empotrados blanco, 2.530 x 1.650 x 2.530 mm. y los correspondientes cortes a 45° izquierda y derecha.

"L"-förmige Zusammenstellung von zwei MINIFILE-Einbauleuchtenprofilen in weiß, 2.530 x 1.650 mm, jeweils mit 45°-Gehrungsschnitt rechts bzw. links.

Posizione dell'osservatore per determinare il taglio sinistro e destro
Position des betrachters zur bestimmung von rechts-oder linksshnitt

"U"-förmige Zusammenstellung von drei MINIFILE-Einbauleuchtenprofilen in weiß, 2.530 x 1.650 x 2.530 mm, jeweils mit 45°-Gehrungsschnitt rechts bzw. links.

MASSGESCHNEIDERTE ZUSCHNITTE

Angaben zur Bestellung von Profilen, Diffusoren, Profilblenden oder Kühlkörpern in Sonderlängen oder mit 45°-Gehrung am Ende.

A) PROFIL, DIFFUSOR, PROFILBLENDEN, KÜHLKÖRPER IN SONDERLÄNGE

- Die Artikelnummer für das gewünschte Produkt (Minifile, File, FileH, File2, File2H, Container, Segment) mit "misura /XX" angeben.
- Hierbei muss anstelle des Worts "misura" die gewünschte Länge in mm angegeben werden.
- Zur Berechnung des Preises sind die Anweisungen in der Preisliste zu befolgen.
  Beispiel:
  MINIFILE Deckenleuchtenprofil MINIFILE in weiß mit 2.530 mm Länge. LTM00.misura wird zu LTM00.2530/01.

B) PROFIL, DIFFUSOR, PROFILBLENDEN, KÜHLKÖRPER MIT 45°-GEHRUNG AN EINEM ODER BEIDEN ENDEN

- Die Artikelnummer für das gewünschte Produkt (Mini(le, File, FileH, File2, File2H, Container, Segment) mit "misura /XX" angeben.
- Hierbei muss anstelle des Worts "misura" die gewünschte Länge in mm angegeben werden.
- Je nach gewünschtem Zuschnitt muss die Längenangabeum den Buchstaben D (rechts), S (links), L (rechts/links), Z (links/links), R (rechts/rechts) oder G (Wand/Decke) ergänzt werden (siehe folgende Beispiele).
- Zur Berechnung des Preises sind die Anweisungen in der Preisliste zu befolgen.

DECOUPES SUR MESURE

Comment commander des profilés, des diffuseurs, des ré!ecteurs ou dissipateurs de chaleur dans une longueur linéaire non standard ou avec des extrémités découpées à un angle de 45°

A) PROFILE, DIFFUSEUR, REFLECTEURS, DISSIPATEUR DE CHALEUR D'UNE LONGUEUR LINEAIRE NON STANDARD

- Choisissez le code de réf. "misura /XX" du produit souhaité (Minifile, File, FileH, File2, File2H, Containers, Segment)
- Remplacez le mot "misura" par la longueur souhaitée en mm.
- Pour calculer le prix, suivez les instructions figurant sur la liste de prix.
- Exemple:
  Profilé de plafonnier MINIFILE blanc de 2530 mm. LTM00.misura devient LTM00.2530/01

B) PROFILE, DIFFUSEUR, REFLECTEURS, DISSIPATEUR DE CHALEUR AVEC UNE OU DEUX EXTREMITES DECOUPEES A UN ANGLE DE 45°

- Choisissez le code de réf. "misura /XX" du produit souhaité (Mini(le, File, FileH, File2, File2H, Containers,Segment)
- Remplacez le mot "misura" par la longueur souhaitée en mm.
- Ajoutez à la dimension les lettres D (droite), S (gauche), L (droite/gauche), Z (gauche/gauche), R (droite/droite) or G (appliques/plafonniers) en fonction de la découpe souhaitée, en suivant les exemples ci-dessous
- Pour calculer le prix, suivez les instructions figurant sur la liste de prix.
- Exemples:

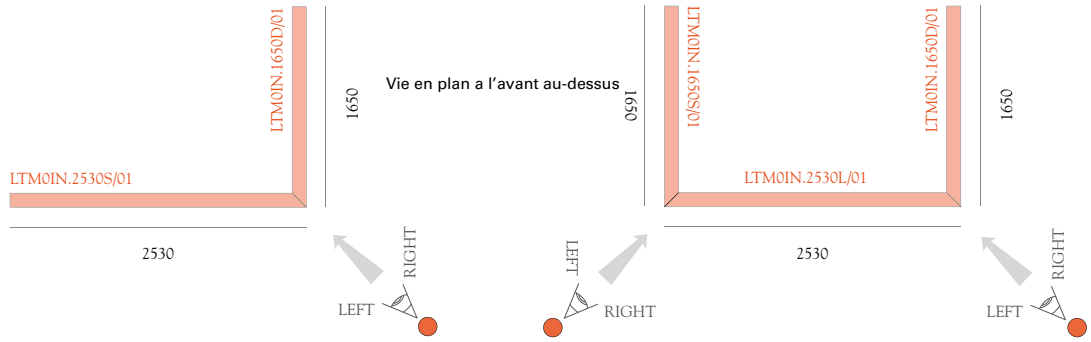

Combinaison en forme de "L" des pro(lés des luminaires encastrables blancs MINIFILE, de 2530 x 1650 mm et découpes relatives à un angle de 45° à gauche et à droite

Position de l'observateur pour determiner la decoupe droit et gauche

Combinaison en forme de "U" des pro(lés des luminaires encastrables blancs MINIFILE, de 2530 x 1650 x 2530 mm et découpes relatives à un angle de 45° à gauche et à droite

Composizione a “Z” di tre profili MINIFILE Incasso bianco, 2.530 x 1.650 x 2.530 mm. e relativi tagli a 45° Sinistro e Destro. - “Z” shaped composition of MINIFILE Recessed profiles white, 2.530 x 1.650 x 2.530 mm. and relative 45°-angle Left and Right cuts. - Composición a “Z” de tres perfiles MINIFILE empotrados blanco, 2.530 x 1.650 x 2.530 mm. y los correspondientes cortes a 45° izquierda y derecha.

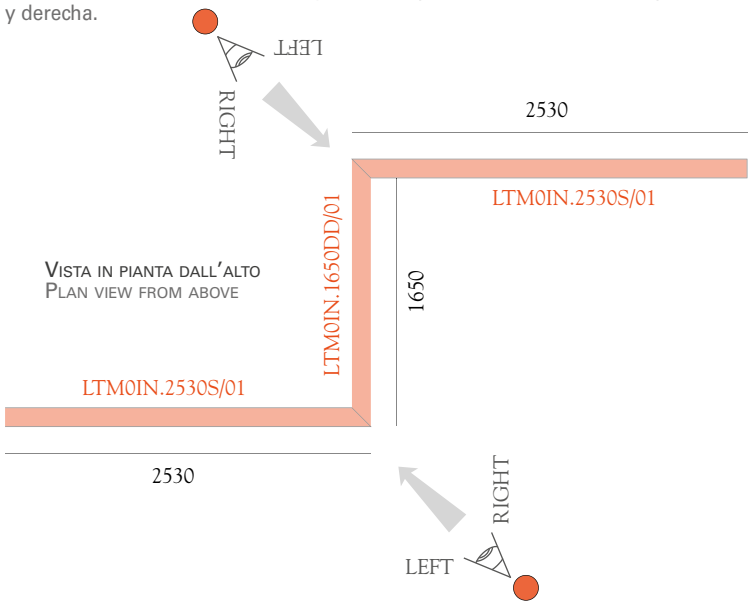

Vista in pianta dall’alto
Plan view from above

Posizione dell’osservatore per determinare il taglio sinistro e destro
Observer’s position to determine the right and left cut

Composizione a “parete-soffitto” di due profili MINIFILE Incasso bianco, 2.530 x 1.650 mm. e relativi tagli a 45° - “Wall-ceiling” shaped composition of MINIFILE Recessed profiles white, 2.530 x 1.650 mm. and relative 45° angle cuts. - Composición a “pared-techo” de dos perfiles MINIFILE empotrados blanco, 2.530 x 1650 mm, y los correspondientes cortes a 45°.

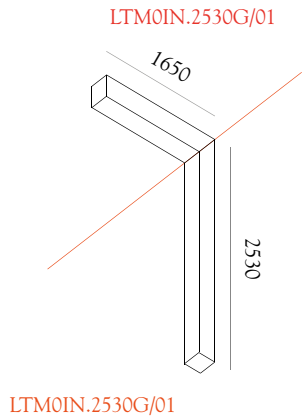

NOTE IMPORTANTI – IMPORTANT NOTES – NOTA IMPORTANTE

Attenzione: leggere variazioni di colre dei LED sono da consederarsi normali (soprattutto in integrazioni di ordini, per il naturale calare dei lumen di quelli usati) |Note: slight colour temperature variations of the LED’s sources are to be considered normal (particularly, due to the technical development and to the change of the luminous flux caused by their use, the LED modules delivered subsequently to the first delivery may differ in the luminous flux and light colour). | Nota: ligeras variaciones en LEDs colre son consederarsi normales (en particular, los módulos LED entregados posteriormente a la primera entrega pueden diferir en el flujo luminoso y color de la luz por la declinación natural de los lúmenes de los utilizados)

Determinazione della lunghezza delle cassaforme a misura LTMF.misura / LTF1.misura / LTF2.misura: aggiungere 3 mm. alla lunghezza totale del prodotto che si intende inserire al suo interno. |To define the lenght of the wallboxes with custom length LTMF.misura / LTF1.misura / LTF2.misura: add 3 mm. to the total length of the product going inside the wallbox itself. |Cálculo de la longitud de la caja a medida LTMF.misura/LTF1.misura/LTF2.misura: Añadir 3 mm. a la longitud total del producto que se debe de colocar en su interior.
Determinazione della lunghezza prodotto Container a misura LTMF.misura / LTF1.misura / LTF2.misura: aggiungere 8 mm. alla lunghezza totale del prodotto che si intende inserire al suo interno. |To define the lenght of the Container with custom length LTMF.misura / LTF1.misura / LTF2.misura: add 8 mm. to the total length of the product going inside the Container itself. | Cálculo de la longitud deL contenedor a medida LTMF.misura/LTF1.misura/LTF2.misura: Añadir 8 mm. a la longitud total del producto que se debe de colocar en su interior.
Compatibilità trasformatori 230V/12V con lampade LED – 230V/12V transformer’s compatibility with LED lamps. - Compatibilidad transformadores 230V/12V con lámparas LED.
I trasformatori 230Vac/12Vac presentati in questo catalogo sono testati con i principali produttori di lampade LED. A causa della velocità dell’adeguamento tecnologico di queste ultime, Lucifero’s non può garantire una compatibilità universale delle stesse con i propri trasformatori. Per maggiori informazioni consultare il sito www.luciferos.it |The 230Vac/12Vac transformers presented on this catalogue have been tested with the leading LED lamps manufacturers. Due to the pace of the technological update of them, Lucifero’s cannot guarantee their universal compatibility with its transformers. For more info visit our website www.luciferos.it | Los transformadores 230Vac/12Vac presentados en este catálogo han sido testados con los principales productores de lámparas LED. Debido a la rápida evolución tecnológica de estas, Lucifero’s no puede garantizar una compatibilidad universal de las mismas con nuestros transformadores, Para mayor información consultar el sitio www.luciferos.it.
Peso max. lampade QR-LP 111 LED 12V– max weight of 12V QR-LP 111 LED lamps. - Peso máximo lámparas QR-LP 111 LED 12V.
Il peso massimo consentito delle lampade LED QR-LP 111 sui nostri proiettori è di 275 g -The maximum allowed weight of 12V QR-LP 111 LED lamps is of 275 gr - El peso máximo admisible de las lámparas LED QR-LP 111 para nuestros proyectores es de 275gr.

	SIMBOLOGIA	SIMBOLOGY
III	Apparecchio in classe III Apparecchio in cui la protezione contro la scossa elettrica si basa sull'alimentazione a bassisssima tensione di sicurezza e in cui non si generano tensioni superiori alla stessa. Nota: un apparecchio in classe III non deve essere provvisto di messa a terrra di protezione.	Class III appliance Appliance where protection against electric shock is based on a very low safety voltage. No earth attachment is required.
IP20 IP23 IP40 IP43 IP54 IP65	Grado di protezione Stabilisce un sistema per la classificazione degli apparecchi elettrici in base al grado di protezione fornito dagli involucri degli stessi. I simboli utilizzati per indicare questo grado di protezione sono costituiti dalle lettere "IP" seguite da due cifre caratteristiche: -la prima cifra indica la protezione contro la penetrazione dei corpi solidi e polvere; -la seconda cifra indica la protezione contro la penetrazione dei liquidi.	Protection degree Establishes a system for the classification of electrical appliances based on the degree of protection consist of the letter "P" followed by two distinguishing numbers: -the first number indicates the protection against solid objects and dust; -the second number indicates the protection against penetration of liquid.
A	Alimentatore incluso.	Ballast included.
A	Alimentatore escluso.	Ballast excluded.
100°	Lampada protetta per un massimo di 100° in superficie.	Lamp protected of maximum temeratures of 100°C in surface.
W W	Apparecchio idoneo per essere installato direttamente su legno.	Adequate equipment for direct mounting in wood.
	ENEC (European Norms Electronical Certification) contrassegno di test riconosciuto a livello Europeo ch conferma che il dispositivo ha suoerato i test ENEC.	NEC (European Norms Electronical Certification) is the high quality Euro Mark for electrical products that demonstrates compliance with European standards.
	Trasformatore di sicurezza protetto contro i corto circuiti.	Safety transformer protected against short-circuits.
	Possibilità di posizionare il trasformatore elettronico remoto.	Electronic transformer for possible indipendent installation.
kg 2500	Carrabile.	Carriageable.
SELV	Indica che il prodotto in bassissima tensione è protetto contro i contatti diretti e indiretti con tensione nominale < 60V.	Indicates that the product in very low voltage is protected against direct and indirect contacts with rated voltage <60V.
	Indica che l'apparecchio va installato a parete.	Wall appliance.
	Indica che l'apparecchio va installato a soffitto.	Ceiling appliance.
	Indica la misura di taglio per l'installazione ad incasso dell'apparecchio.	Hole for recessed fixture.
	Emissione luminosa verso il basso e l'alto.	Direction of the light upwards and downwords.
	Emissione luminosa verso l'alto.	Direction of the light upwards.
	Emissione luminosa verso il basso.	Direction of the light downwards.
	Emissione luminosa asimmetrica.	Asymmetrical light
	Emissione luminosa larga verso l'alto e fascio stretto verso il basso.	Direction of the light towards the high and narrow beam toward bottom.
	Emissione luminosa diretta.	Direct light.
	Emissione luminosa indiretta.	Indirect light.
LED incl.	Led incluso	Led included
	Lampadina esclusa	Lamp escluded
DALI	Lampada compatibile con sistemi di controllo digitali DALI (Digital Addressable Lighting Interface)	Compatible lamp with digital control systems DALI (Digital Addressable Lighting Interface)
1-10V	Lampada compatibile con sistemi analogici di controllo 1-10V	Compatible lamp with analogical systems control 1-10V
T&D	Lampada comandabile tramite un pulsante normalmente aperto privo di potenziale	Lamp controlled by a normally open button without potential.
DF	Lampada comandabile tramite un dimmer a taglio di fase discendente (Trailing edge)	Lamp controlled by a descending phase cut dimmer (Trailing edge).
LED incl.	Sorgente Led inclusa.	Led source included.
	Indica la misura necessaria per l'inserimento del trasformatore.	Necessary space to insert the power supply
A	Vedi tabella alimentatori.	See power suppliers table.
	Vedi curve fotometriche.	See photometric data.
13-15	Spessore cartongesso	Thikness false ceiling.
	Cassetta di derivazione.	Junction box

LEGENDA COLORI - FINISHINGS



BIANCO - WHITE



NERO - BLACK



CROMO - CHROME



NICHEL SATINATO - BRUSHED NICHEL

OTTONE BRUNITO - BURNISHED BRASS

GRIGIO - GREY



OTTONE NATURALE - NATURAL BRASS



ACCIAIO SATINATO - BRUSHED STEE



OSSIDATO ALLUMINIO - OXIDISED ALUMINIUM



ORO - GOLD



MOKA



VERNICIATO COR-TEN - COR/TEN PAINTED

GRAFITE - GRAPHITE

inox
LIGHTING
INNOVATORS

Unit 22 Brookside Centre, Sumpters Way
Temple Farm Industrial Estate
Southend-on-Sea SS2 5RR
t +44(0)1702 468165
e sales@inox.co.uk
w inox.co.uk